Quarterly Investment Report

June 30, 2020

Quarterly Investment Review Table of Contents

Quarterly Investment Report

Table of Contents

Summary of Cost Values versus Market Values and Yields	1
Portfolio Strategy, Liquidity Adequacy, Review and Monitoring	2
Commingled Pool: Allocation by Security Types	6
Commingled Pool: Allocation by Ratings	7
Commingled Pool: Holdings by Issuer	8
Commingled Pool: Historical Month End Book Values	9
Commingled Pool: Distribution by Maturity	10
Commingled Pool: Yield to Maturity and Weighted Average Maturity	11
Approved Issuers and Broker/Dealers	12
Commingled Pool: Compliance with Investment Policy	13
Commingled Pool: Month Ended April 30, 2020	14
Commingled Pool: Month Ended May 31, 2020	15
Holdings Report: Commingled Pool	16
Holdings Report: Worker's Compensation	31
Holdings Report: Park Charter Fund	32
Holdings Report: San Jose-Evergreen	33
Transaction Activity Report	35

Board of Supervisors: Mike Wasserman, Cindy Chavez, Dave Cortese, Susan Ellenberg, S. Joseph Simitian

County Executive: Jeffrey V. Smith

Santa Clara County Commingled Pool and Segregated Investments

June 30, 2020

Fund	Cost Value**	Market Value	Variance	% Variance
Commingled Investment Pool	$8,977,141,112	$9,084,210,851	$107,069,739	1.19%
Worker's Compensation	$29,429,692	$30,046,833	$617,141	2.10%
Park Charter Fund	$4,335,811	$4,408,496	$72,685	1.68%
San Jose-Evergreen	$20,873,482	$21,174,815	$301,333	1.44%
Medical Malpractice Insurance Fund (1)	$9,549,621	$9,912,807	$363,186	3.80%
Total	**$9,041,329,718**	**$9,149,753,802**	**$108,424,084**	**1.20%**

(1) Managed by Chandler Asset Management, Inc.

Summary of Yields* for Select Santa Clara County Investment Funds

Fund	2020			2019
	Apr 30	May 31	Jun 30	Jun 30
Commingled Investment Pool	1.64%	1.65%	1.54%	2.27%
Worker's Compensation	1.26%	1.39%	1.39%	2.37%
Weighted Yield	**1.64%**	**1.65%**	**1.54%**	**2.27%**

*Yield to maturity (YTM) is the rate of return paid on a bond, note, or other fixed income security if the investor buys and holds it to its maturity date and if the coupon interest paid over the life of the bond is reinvested at the same rate as the coupon rate. The calculation for YTM is based on the coupon rate, length of time to maturity, and market price at time of purchase.

Yield is a snapshot measure of the yield of the portfolio on the day it was measured based on the current portfolio holdings on that day. This is not a measure of total return, and is not intended to be, since it does not factor in unrealized capital gains and losses and reinvestment rates are dependent upon interest rate changes

**Cost Value is the amortized book value of the securities as of the date of this report.

Santa Clara County Commingled Pool and Segregated Investments

Portfolio Strategy

June 30, 2020

Encouraging signs of an improving economy emerged in May and June of 2020 following the onset of a swift and steep down-turn. A deep economic recession began in March and April after state and local governments shuttered economic activity across the U.S. to mitigate the spread of the pandemic COVID-19 virus. Since the domestic economy began re-opening, labor market reports and other recently released data have illustrated an impressive across the board start to recovery. Employers added workers to payrolls in May and June in back-to-back record monthly increases. The 4.8 million net new jobs in June were almost twice the 2.5 million added in May. Both months came well ahead of median consensus forecasts. During the last recession, employment continued to deteriorate for more than a year after the 2008 collapse of Lehman Brothers; now, in comparison, the beginnings of an upswing have emerged only a few months after the economic damage of the virus began. Although a good start, the two-month tally of more than 7 million new jobs is still only a third of what is needed to fully reverse the March-April unprecedented loss in employment. Non-farm payrolls dropped by 22 million during this period. The employment-population ratio remains well below its February level.

The unemployment rate since the recession began has been dismal and at unprecedented highs. In February 2020, the jobless rate hovered at a historical low of 3.5 percent. The Bureau of Labor Statistics (BLS) reported unemployment for April, May, and June as 14.7 percent, 13.3 percent and 11.1 percent respectively. Nonetheless, the official unemployment rate understates the degree of joblessness. The BLS has admitted to misclassifying some individuals as employed by incorrectly counting those who are still getting paid but not actually showing up for work, probably workers on temporary paid leave. The unemployment rate was actually 19.7 percent in April and 16.3 percent in May.

Providing money directly to companies helped curb job losses. Funding provided by the stimulus program, the Coronavirus Aid, Relief, and Economic Security (CARES) Act enacted by the U.S. Congress and the Paycheck Protection Program (PPP), a principal component made this possible. PPP distributed more than $500 billion in loans to small businesses and was set to expire at the end of June before Congress extended it through the beginning of August. Economist studies indicate the program boosted employment by 2 to 4.5 percent. PPP has been controversial and faced criticism for giving loans to businesses that were not severely impacted by the pandemic along with loans to larger, publicly traded firms who by virtue of their status have plenty access to substantial resources.

Recovery in consumer spending began as states restarted their economies and consumers used their government stimulus checks. Increased spending in June brought the value of retail sales about in line with pre-pandemic levels. The value of retail purchases increased 7.5 percent in June from the prior month. May recorded an 18.2 percent surge, according to the Commerce Department. Retail purchases in May reflected the largest increase in more than six decades, after falling by the most on record in April. Expanded unemployment-insurance benefits gave concrete support to U.S. personal incomes during the quarter. Data indicate the CARES relief measures which augmented weekly payments by $600, has been successful in stabilizing household incomes and overall economic growth.

As an indication of consumption trends, more than half of the total reduction in credit card spending between January and early June came from households in the top quartile of the income distribution, while only 5 percent came from households in the bottom income quartile, the researchers found. The reason is twofold, the rich account for a larger share of total spending, and high-income households reduced their spending by 17 percent, whereas low-income households reduced their spending by only 4 percent. Most of the decline came from reduced buying of goods or services that require in-person contact such as hotels, transportation and food services while spending on categories like landscaping services continued.

Santa Clara County Commingled Pool and Segregated Investments

Portfolio Strategy

June 30, 2020

Equity markets performed well, even as the underlying economy have experienced high levels unemployment and disruption. In the quarter ending June 30, 2020, the S&P 500 Index had one of its best quarters ever, increasing by 26 percent. The index lost 3.08 percent the first half of 2020, ending June 30th. The Nasdaq Composite is up more than 16 percent over the same period, but the gains have been more concentrated than in any similar period in the past decade. The top-10 stocks account for 90 percent of the Nasdaq's 16 percent advance year to date, and the top-5 generated 73 percent of those gains. Most of these were tech stocks and others benefiting from the shift to remote working and sheltering in place. As of this writing, the 28th of July, Nasdaq had returned 22 percent in 2020.

The housing market has showed surprising strength. Home prices have accelerated while house sales rebounded. Various factors account for this. For mostly structural reasons, the supply of homes continues to fall to record lows. Furthermore, mortgage interest rates declined to historical lows, with few signs they are likely to rise for the foreseeable future. Demand for housing has been bolstered by strong interest in relocating from urban centers to the suburbs with the wide acceptance of working remotely from home, a structural change in the work environment. Weekly mortgage data showed that purchase applications rose for the eighth consecutive week ending June 30th and are approaching an 11-year high on a seasonally adjusted basis.

Faced with the prospect of another prolonged period of low inflation, Federal Reserve Bank (Fed) policy officials have signaled they intend to keep rates near zero for a sustained period of time. Policy makers were widely criticized during the most recent economic recovery for having tighten monetary policy too early and as a consequence, they are leaning in the opposite direction. Inflation remained dormant after the great 2008 recession and continued so as the unemployment rate fell to 3.5 percent during the subsequent recovery. Inflation remained stubbornly below the Fed's 2 percent target throughout that period. The Fed's bias towards anticipating to pre-empt inflation induced it to raise interest rates too early in the cycle and continue to boost rates into late 2018 even as equity and bond markets signaled the hikes had gone too far. The Fed was eventually forced to lower rates 75 basis points in 2019 to cushion a decelerating economy and then lowered rates to zero at the onset of the pandemic.

The CARES Act has been effective in supporting household income but key elements of the relief bill including expanded and enhanced unemployment benefits expire at the end of July. State and local governments need much more support than they have received so far. If Congress does enact an additional stimulus bill that extends unemployment benefits along with local governments, the likelihood of a stalled recovery increases significantly.

Concerns also exist that progress made in the second quarter could slow with the number of states, including some of the largest such as California and Texas, either halting or reversing re-openings of local economies in response to record new COVID-19 infections and concerns about declining hospitalization capacity. Workers in service jobs, such as leisure and hospitality, may see renewed job losses. Even if states continue re-openings, thereby restoring some jobs, the fear of the virus will likely persist until treatments or a vaccine are available. That means re-openings will only partially restore business activity. A major survey, conducted during the last week of May and first half of June, including 184 executives and 37 investors across pharmaceuticals and biotech, medical technology and health care services, found three in four health care executives and investors believe an effective and safe vaccine will not be widely available until the second half of 2021 or even later.

Santa Clara County Commingled Pool and Segregated Investments

Portfolio Strategy

June 30, 2020

A more fundamental concern relates to structural adjustment. The pandemic has propelled consumers to online shopping; from working in offices to working remotely; and from consuming entertainment outside to consuming at home. Those demand shifts might never fully reverse themselves. Temporary job losses will become permanent if many of these retailers, restaurants and commercial property owners shrink or go out of business.

The portfolio strategy continues to focus on the:
(1) acquisition of high-quality issuers;
(2) identifying and selecting bonds with attractive valuations;
(3) appropriately sizing the liquidity portion of the portfolio to ensure adequate cash for near term obligations; and
(4) ensuring that monies targeted for longer term investments are deployed in vehicles with favorable risk-adjusted yields.

Broker-dealers have generally down-sized the amount of securities carried in inventories in response to risk-curbing rules crafted after the 2008 financial crisis. These risk curbing rules include the international regulatory framework for banks called Basel III and the U.S. 2010 Dodd-Frank Law. The Treasury Division has increased its capability to review a larger volume of inventory listings to find attractive bonds. Portfolio structuring does not solely rely on interest rate anticipation strategies, which primarily speculate on the direction of interest rates to earn favorable returns.

Santa Clara County Commingled Pool and Segregated Investments

Portfolio Liquidity Adequacy, Review, and Monitoring

June 30, 2020

Yield and Weighted Average Maturity

The yield of the Commingled Pool is 1.54 and the weighted average life is 517 days.

Liquidity Adequacy

The County Treasurer believes the Commingled Pool contains sufficient cash flow from liquid and maturing securities, bank deposits and incoming cash to meet the next six months of expected expenditures.

Review and Monitoring

FHN Financial Main Street Advisors, the County's investment advisor, currently monitors the Treasury Department's investment activities.

Additional Information

Securities are purchased with the expectation that they will be held to maturity, so unrealized gains or losses are not reflected in the yield calculations.

The market values of securities were taken from pricing services provided by the Bank of New York Mellon, Bloomberg Analytics, dealer quotes, and an independent pricing service.

Santa Clara County Commingled Pool

Allocation by Security Types

June 30, 2020

Sector	6/30/2020	3/31/2020	% Chng
Federal Agencies	37.36%	35.75%	1.6%
Corporate Bonds	7.22%	8.07%	-0.8%
Mortgage Backed Securities	4.22%	4.66%	-0.4%
Commercial Paper	14.56%	14.73%	-0.2%
ABS	7.35%	7.96%	-0.6%
ABS Green Bonds	0.00%	0.00%	0.0%
Municipal Securities	0.29%	0.37%	-0.1%
U.S. Treasuries	2.29%	3.88%	-1.6%
Negotiable CDs	11.97%	11.13%	0.8%
LAIF	0.48%	0.50%	0.0%
Money Market Funds	12.06%	9.33%	2.7%
Supranationals	1.92%	3.33%	-1.4%
Supranationals Green Bonds	0.28%	0.29%	0.0%
Total	100.00%	100.00%	

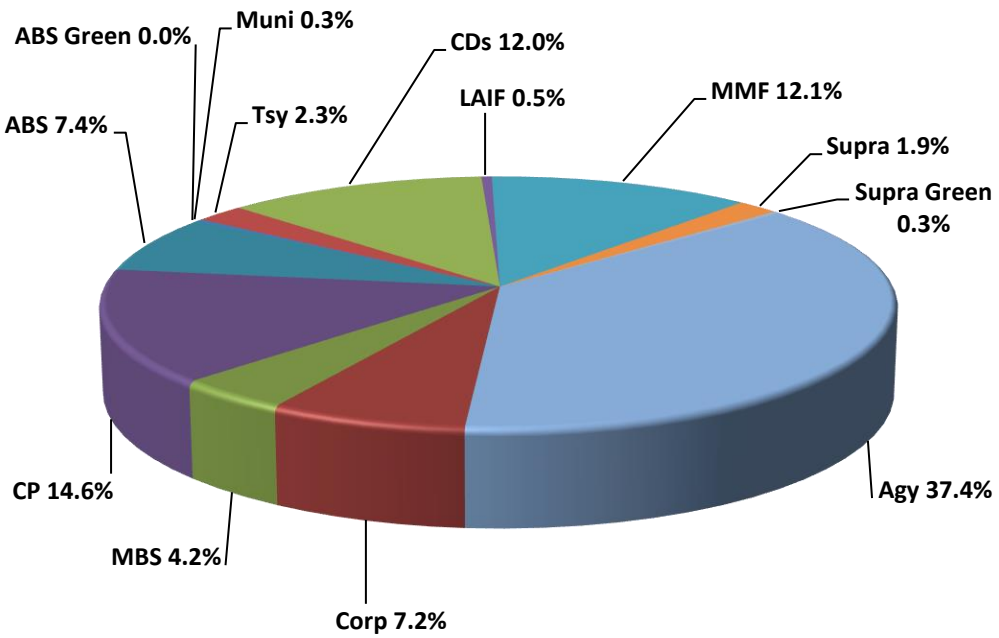

Sector	6/30/2020	3/31/2020
Federal Agencies	3,353,648,345	3,035,718,784
Corporate Bonds	648,454,093	685,019,170
Mortgage Backed Securities	378,497,505	396,108,612
Commercial Paper	1,307,125,176	1,251,019,417
ABS	660,107,365	675,685,487
ABS Green Bonds	-	-
Municipal Securities	25,911,692	31,483,790
U.S. Treasuries	205,516,899	329,742,397
Negotiable CDs	1,074,892,703	945,430,205
LAIF	42,763,798	42,549,653
Money Market Funds	1,082,563,925	792,142,405
Supranational	172,659,611	282,384,791
Supranationals Green Bonds	25,000,000	25,000,000
Total	8,977,141,112	8,492,284,710

Amounts are based on book value

Santa Clara County Commingled Pool

Allocation by Ratings

June 30, 2020

Moody's Rating	Portfolio $	Portfolio %
P-1	2,398,007,567	26.7%
P-2	49,909,919	0.6%
Aaa	5,538,184,613	61.7%
Aa1	129,461,334	1.4%
Aa2	204,694,806	2.3%
Aa3	67,439,780	0.8%
A1	166,676,193	1.9%
A2	-	0.0%
A3	-	0.0%
LAIF***	42,763,798	0.5%
Repo**	-	0.0%
Not Rated*	380,003,102	4.2%
Total	8,977,141,112	100.0%

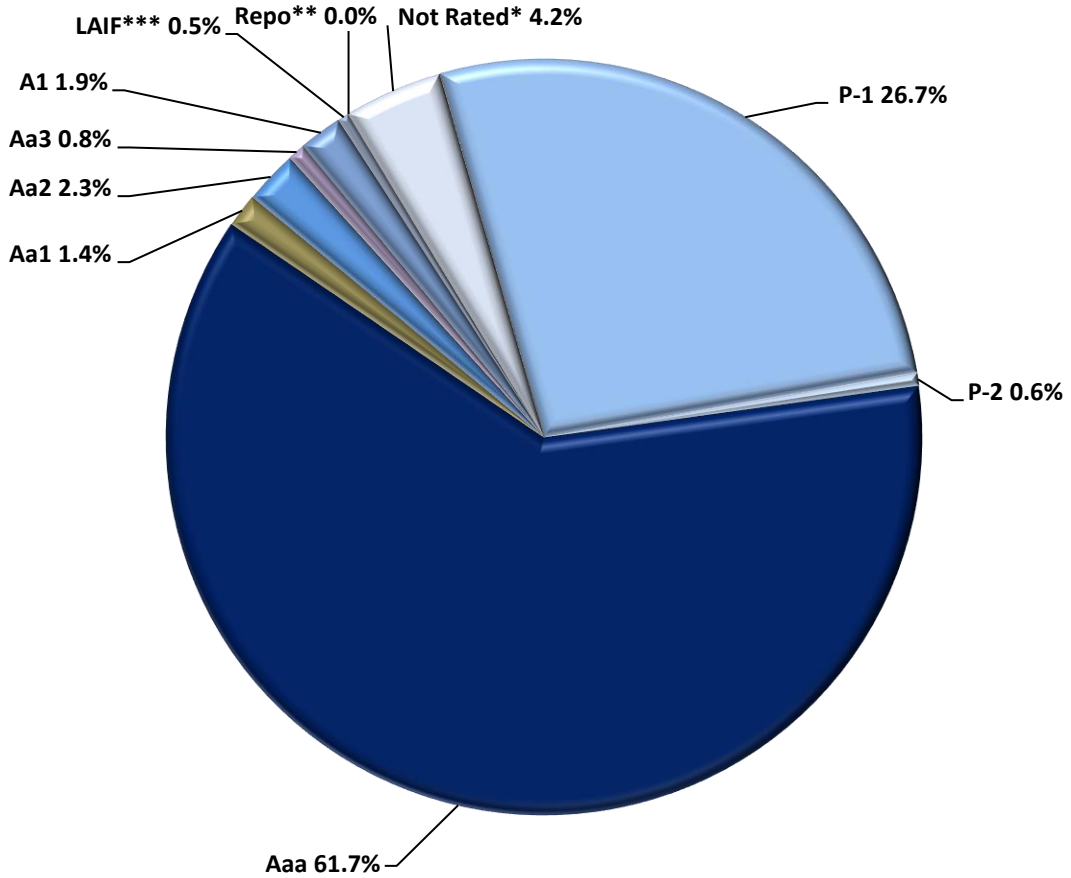

*Not Rated by Moody's but A-1+ by S&P

**Repurchase Agreements are not rated, but are collateralized by U.S. Treasury securities or securities issued by the Federal Agencies of the U.S.

***LAIF is not rated, but is comprised of State Code allowable securities

Amounts are based on book values

Santa Clara County Commingled Pool

Holdings by Issuer - Percent of Commingled Pool

June 30, 2020

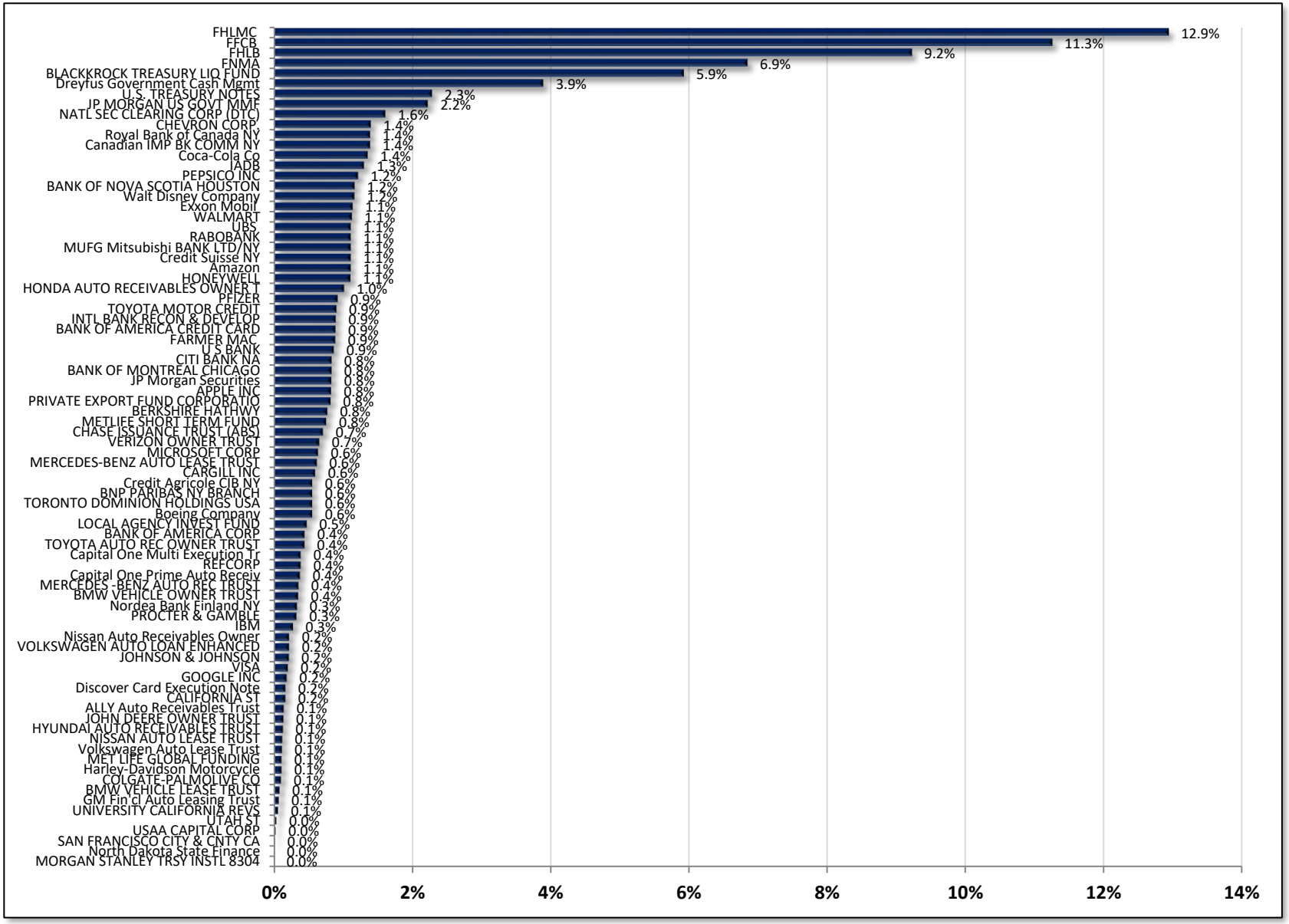

Amounts are based on book values

Santa Clara County Commingled Pool

Historical Month End Book Values

June 30, 2020

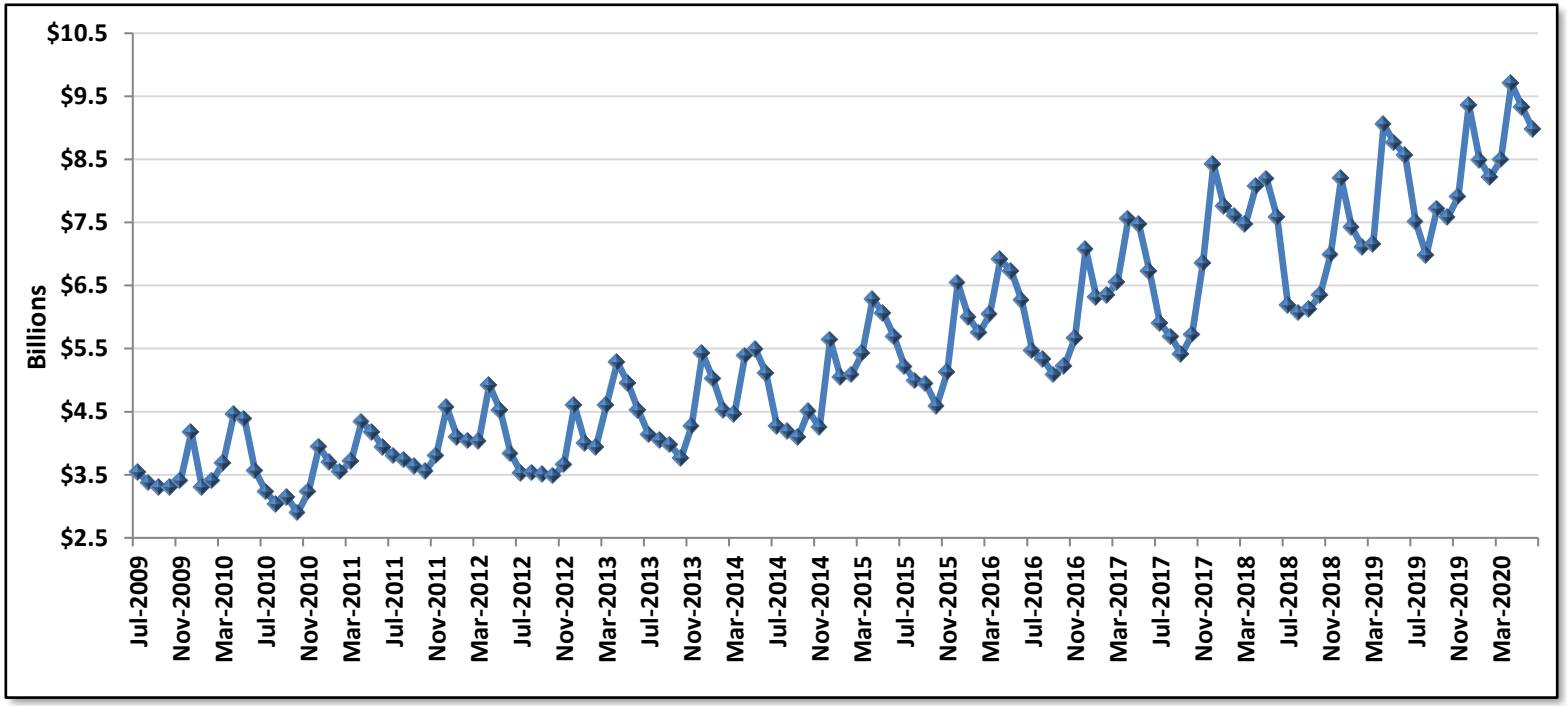

Fiscal Year	Jul	Aug	Sep	Oct	Nov	Dec	Jan	Feb	Mar	Apr	May	Jun
FY 2010	$3.541	$3.373	$3.307	$3.307	$3.408	$4.175	$3.307	$3.408	$3.687	$4.463	$4.384	$3.536
FY 2011	$3.230	$3.032	$3.143	$2.898	$3.227	$3.943	$3.695	$3.551	$3.712	$4.339	$4.179	$3.935
FY 2012	$3.801	$3.736	$3.637	$3.555	$3.805	$4.567	$4.097	$4.040	$4.032	$4.926	$4.525	$3.833
FY 2013	$3.508	$3.517	$3.515	$3.469	$3.645	$4.600	$3.918	$3.982	$4.606	$5.286	$4.952	$4.521
FY 2014	$4.133	$4.052	$3.975	$3.758	$4.271	$5.419	$5.019	$4.520	$4.461	$5.386	$5.487	$5.108
FY 2015	$4.267	$4.194	$4.096	$4.051	$4.247	$5.639	$5.045	$5.085	$5.420	$6.284	$6.065	$5.690
FY 2016	$5.212	$4.990	$4.941	$4.587	$5.120	$6.543	$5.997	$5.752	$6.040	$6.911	$6.728	$6.263
FY 2017	$5.469	$5.328	$5.088	$5.220	$5.671	$7.082	$6.319	$6.348	$6.550	$7.556	$7.469	$6.730
FY 2018	$5.898	$5.689	$5.408	$5.720	$6.850	$8.427	$7.754	$7.608	$7.472	$8.079	$8.192	$7.584
FY 2019	$6.180	$6.068	$6.127	$6.350	$6.987	$8.199	$7.425	$7.105	$7.151	$9.054	$8.767	$8.565
FY 2020	$7.510	$6.984	$7.179	$7.583	$7.909	$9.363	$8.487	$8.219	$8.494	$9.705	$9.321	$8.977

Amounts in billions

Santa Clara County Commingled Pool

Distribution by Maturity

June 30, 2020

Maturity	Amount*
Overnight	1,175,327,724
1-30 Days	1,061,645,800
31-90 Days	1,050,718,907
91-365 Days	1,573,332,765
1Yr-2Yr	1,401,011,211
2Yr-3Yr	951,651,785
3Yr-4Yr	807,146,776
4Yr-5Yr	956,306,144
	8,977,141,112

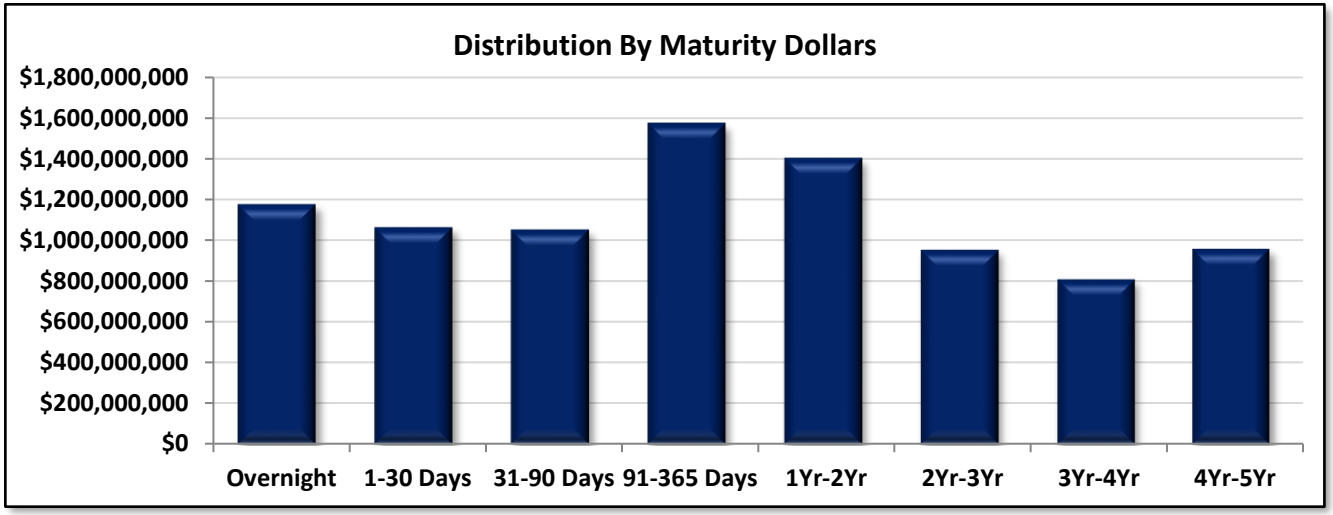

Maturity	Amount*
Overnight	13.09%
1-30 Days	11.83%
31-90 Days	11.70%
91-365 Days	17.53%
1Yr-2Yr	15.61%
2Yr-3Yr	10.60%
3Yr-4Yr	8.99%
4Yr-5Yr	10.65%
	100.00%

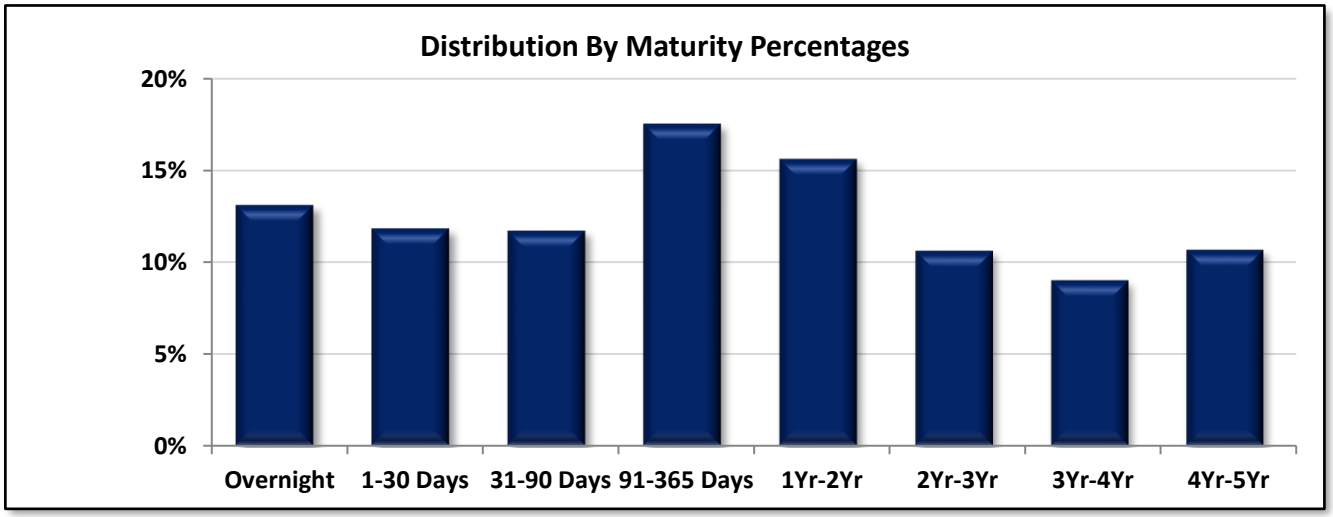

*Amounts are based on book value

Santa Clara County Commingled Pool

Yield to Maturity and Weighted Average Maturity

June 30, 2020

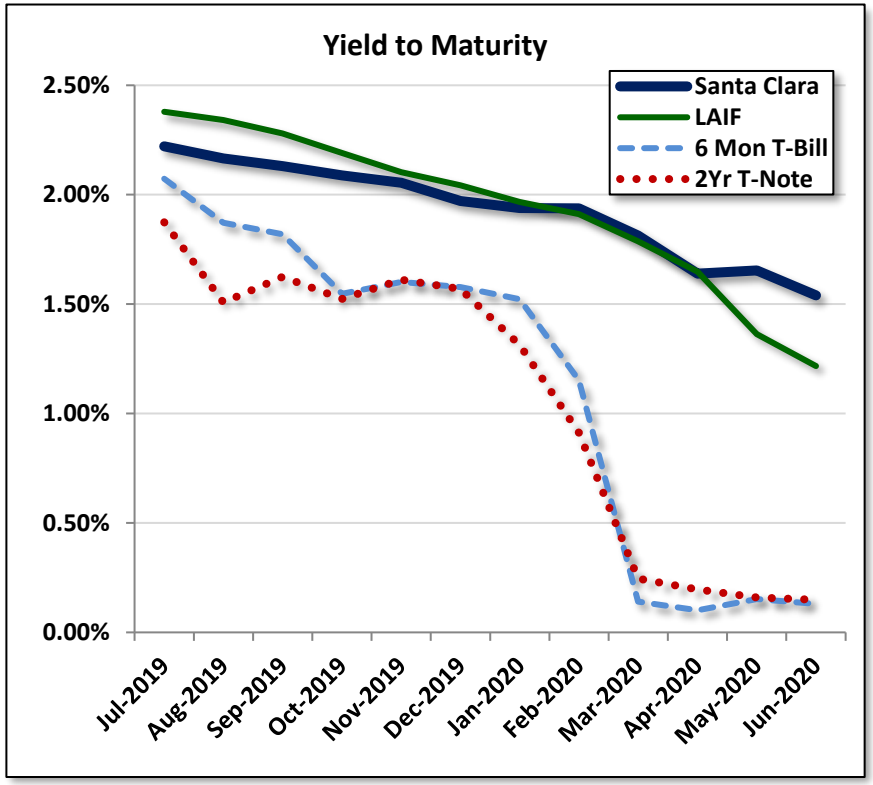

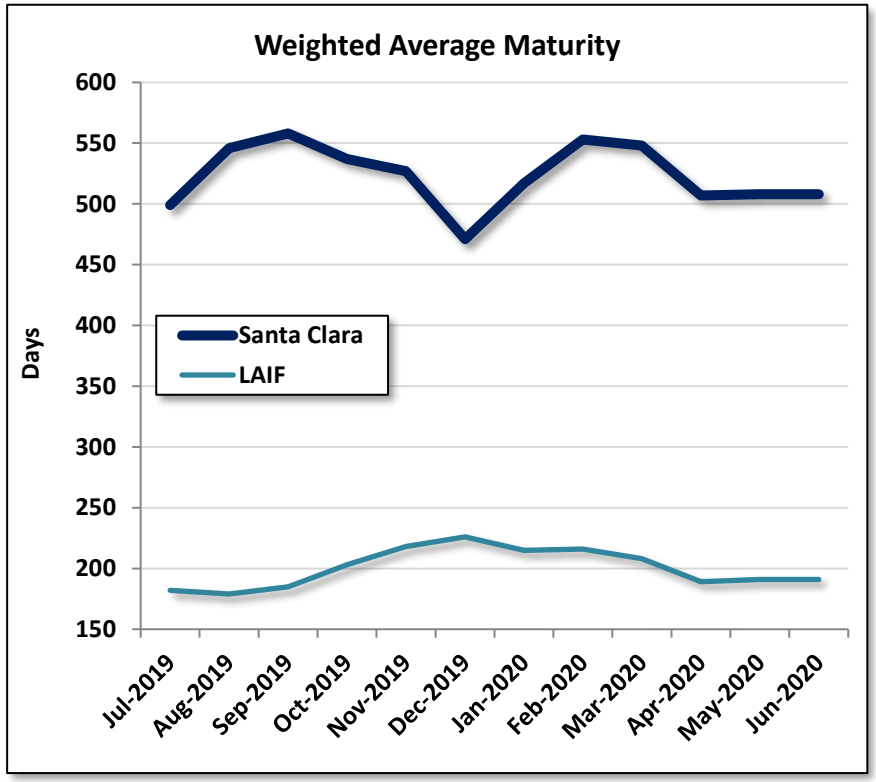

Item	Jul-19	Aug-19	Sep-19	Oct-19	Nov-19	Dec-19	Jan-20	Feb-20	Mar-20	Apr-20	May-20	Jun-20
SCC YTM	2.22%	2.17%	2.13%	2.09%	2.05%	1.97%	1.94%	1.94%	1.81%	1.64%	1.65%	1.54%
LAIF YTM	2.38%	2.34%	2.28%	2.19%	2.10%	2.04%	1.97%	1.91%	1.79%	1.65%	1.36%	1.22%
6 Mon T-Bill	2.07%	1.87%	1.82%	1.55%	1.60%	1.58%	1.52%	1.15%	0.14%	0.10%	0.15%	0.13%
2Yr T-Note	1.87%	1.51%	1.62%	1.52%	1.61%	1.57%	1.31%	0.91%	0.25%	0.20%	0.16%	0.15%
SCC WAM	499	546	558	537	527	471	517	553	548	507	508	508
LAIF WAM	182	179	185	203	218	226	215	216	208	189	191	191

Santa Clara County

Approved Issuers and Broker/Dealers

June 30, 2020

Direct Commercial Paper Issuers

Toyota Motor Credit

US Bank, NA

Broker/Dealers

Academy Securities, Inc

Bank of America Merrill Lynch

Barclays Capital, Inc

BMO Capital Markets

BNP Paribas Securities Corp

BNY Mellon Capital Markets, LLC

BOK Financial Securities (Bank of Oklahoma)

Brean Capital LLC

Cantor Fitzgerald & Co

Citigroup Global Markets Inc

Daiwa Capital Markets America Inc

Deutsche Bank Securities Inc

Incapital LLC

Jefferies & Co

JP Morgan Securities, Inc

Keybanc Capital Markets, Inc

Loop Capital Markets LLC

Mizuho Securities USA, Inc

MUFG Securities USA LLC

Raymond James, Inc.

RBC Capital Markets, Inc

UBS Financial Serviec Inc

Vining Sparks LP

Williams Capital

Santa Clara County Commingled Pool
Compliance with Investment Policy
June 30, 2020

Item/Sector	Parameters	In Compliance
Maturity	Weighted Average Maturity (WAM) must be less than 24 months	Yes
Interest Periods	Securities must pay interest within one year of the initial investment and at least semiannually in subsequent years	Yes
Investment Swaps	Similar maturity swaps, so as not to affect cash flow needs, should have minimum 5 basis point gain	Yes
Issuer Limits	No more than 5% of the portfolio shall be invested in aggregate of any single institution of the following types: Bankers Acceptances, CP, Negotiable CDs, and Corporate Notes	Yes
U.S. Treasuries	No sector limit, no issuer limit, max maturity 5 years	Yes
U.S. Federal Agencies	No sector limit, no issuer limit, max maturity 5 years	Yes
LAIF	No sector limit, no issuer limit, CA State's deposit limit $65 million	Yes
Repurchase Agreements	No sector limit, no Issuer limit, max maturity 92 days, treasury and agency collateral at 102% of investment, if maturity exceeds 15 days, must be collateralized by securities with 5 years or less maturities	Yes
Commercial Paper	Sector limit 40%, issuer limit 5%, max maturity 270 days, rated by at least two: A-1 (S&P), P-1 (Moody's), F-1 (Fitch), issued by domestic corporation w/ at least $500 mil of assets, and long term debt rated by at least two: AA- (S&P/Fitch)/Aa3 (Moody's)	Yes
Corporate Bonds	Sector limit 30%, issuer limit 5%, max maturity 5 years, rated by at least two: AA- (S&P/Fitch)/Aa3 (Moody's), issued by domestic corps/depositories	Yes
Money Market Funds	Sector limit 20%, issuer limit 10%, rated by at least two: AAA-m (S&P/Fitch)/Aaa-mf (Moody's), MMF has at least $500 mil managed	Yes
Negotiable Certificates of Deposit	Sector limit 30%, issuer limit 5%, max maturity 5 years, if under 1 year rated by at least two: A-1 (S&P), P-1 (Moody's), F-1 (Fitch), if greater than 1 year rated by at least two: AA- (S&P/Fitch)/Aa3 (Moody's)	Yes
Municipal Securities	Sector limit 10%, no issuer limit, State of CA, local CA agencies, and other municipal securities of the other 49 states, if long-term rated, then by at least two: A- (S&P/Fitch)/A3 (Moody's), if short-term rated, then by at least two: SP-1 (S&P), MIG-1 (Moody's), F-1 (Fitch), revenue based bonds payable solely out of the States' or local agencies' revenues	Yes
Mortgage-Backed Securities	Sector limit 20% in aggregate with ABS, no issuer limit, max maturity 5 years, collateralized by pools of conforming residential mortgage loans insured by FHLMC/FNMA and residential mortgages guaranteed by FHA (GNMA)	Yes
Asset-Backed Securities	Sector limit 20% in aggregate with ABS, no issuer limit, max maturity 5 years, collateralized by pools of loans such as installment/receivables, security must be rated by at least two: AA- (S&P/Fitch), Aa3 (Moody's), issuer rated by at least two: A- (S&P/Fitch), A3 (Moody's)	Yes
Supranational Debt Obligations	Sector limit 10%, max maturity 5 years, issued or unconditionally gauranteed by the IBRD, rated by at least two: AAA (S&P/Fitch), Aaa (Moody's)	Yes
Bankers' Acceptances	Sector limit 40%, issuer limit 5%, max maturity 180 days, rated by at least two: A-1 (S&P), P-1 (Moody's), F-1 (Fitch), issued by commercial banks , collateral must exceed market value of security by 2%	Yes, None in Portfolio
Securities Lending	Sector limit 20%, max maturity 92 days for loans and reinvestment, loan counterparty must be a primary dealer, loaned securities must be owned for at least 30 days	Yes, None in Portfolio

Santa Clara County Commingled Pool

Allocation by Security Types

For the Month Ended April 30, 2020

Average Daily Balance	**$ 9,468,018,588.96**
Book Yield	**1.639%**
Weighted Average Maturity	**507 Days**

Investment Type	Par Value (Millions)	Book Value* (Millions)	Value (Millions)
Federal Agencies	$ 3,447.49	$ 3,450.46	$ 3,500.12
Corporate Bonds	701.47	705.88	722.35
Repurchase Agreements	-	-	-
Commercial Paper	1,565.48	1,558.19	1,562.08
Asset-Backed Securities	667.70	667.40	676.85
Asset-Backed Sec Green Bds	-	-	-
Mortgage Backed Securities	389.13	390.86	405.41
Municipal Securities	24.17	24.58	24.81
U.S. Treasuries	330.00	330.36	335.33
Negotiable CDs	1,220.00	1,219.86	1,223.83
LAIF	42.76	42.76	42.76
Money Market Funds	1,006.62	1,006.62	1,006.62
Supranationals Green Bonds	25.00	25.00	24.95
Supranationals	282.00	282.58	285.05
Total	**$ 9,701.82**	**$ 9,704.57**	**$ 9,810.15**

*Represents Amortized Book Value

Asset Allocation By Market Value

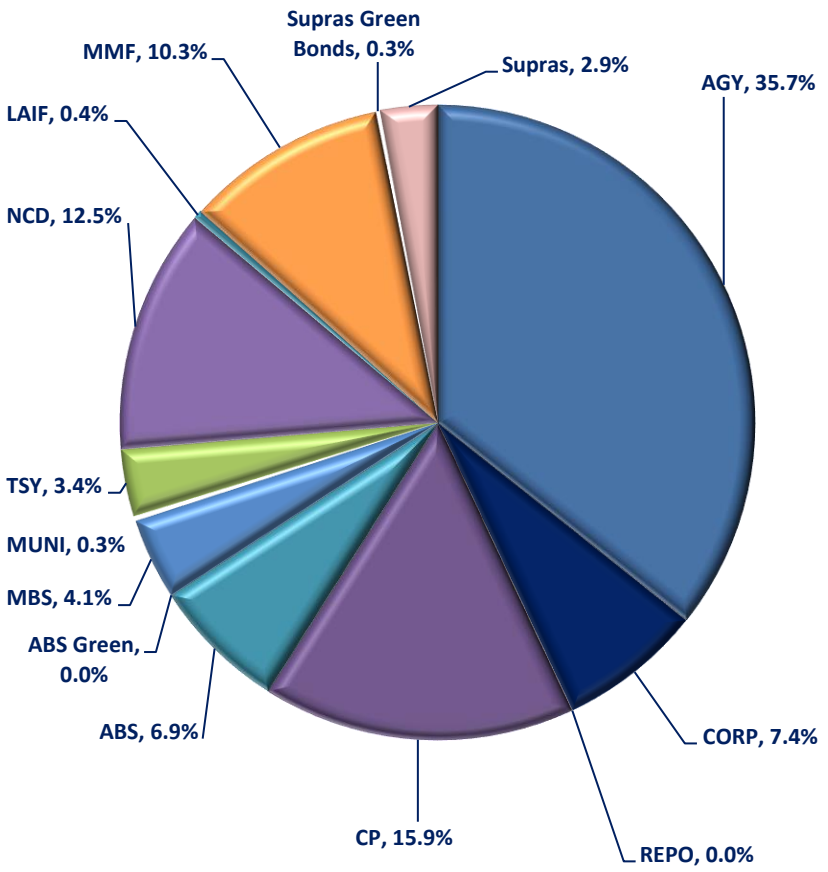

Santa Clara County Commingled Pool

Allocation by Security Types

For the Month Ended May 31, 2020

Average Daily Balance	**$ 9,466,232,608.16**
Book Yield	**1.654%**
Weighted Average Maturity	**508 Days**

Investment Type	Par Value (Millions)	Book Value* (Millions)	Value (Millions)
Federal Agencies	$ 3,446.19	$ 3,449.58	$ 3,498.73
Corporate Bonds	691.47	696.10	716.82
Repurchase Agreements	-	-	-
Commercial Paper	1,565.48	1,560.27	1,563.44
Asset-Backed Securities	660.84	660.54	673.04
Asset-Backed Sec Green Bds	-	-	-
Mortgage Backed Securities	358.93	360.93	374.30
Municipal Securities	25.42	25.93	26.30
U.S. Treasuries	330.00	330.49	335.12
Negotiable CDs	1,175.00	1,174.88	1,178.51
LAIF	42.76	42.76	42.76
Money Market Funds	746.99	746.99	746.99
Supranationals Green Bonds	25.00	25.00	25.01
Supranationals	247.00	247.64	250.16
Total	**$ 9,315.07**	**$ 9,321.12**	**$ 9,431.20**

*Represents Amortized Book Value

Asset Allocation By Market Value

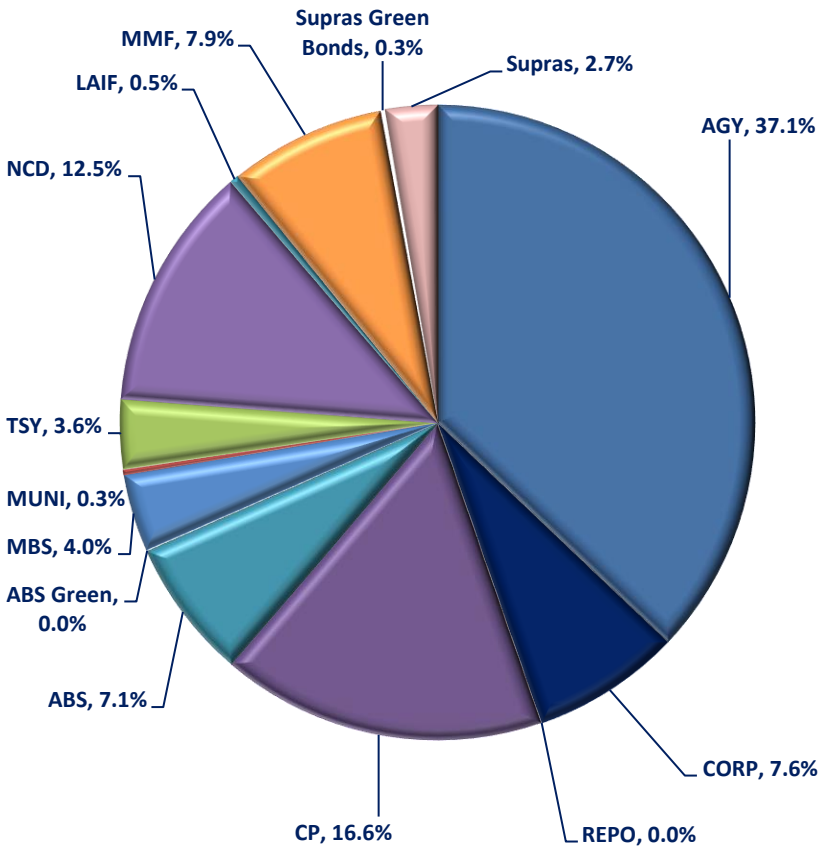

SANTA CLARA COUNTY INVESTMENTS
Fund COMM - COMMINGLED POOL
Investments by Fund
June 30, 2020

CUSIP	Investment #	Issuer	Purchase Date	Book Value	Par Value	Market Value	Current Rate	YTM 360	YTM 365	Maturity Date	Days To Maturity
Negotiable CDs											
06052TH94	40256	BANK OF AMERICA CORP	01/16/2020	40,000,000.00	40,000,000.00	40,076,240.00	1.770	1.770	1.794	08/10/2020	40
06367BBX6	40118	BANK OF MONTREAL CHICAGO	12/09/2019	50,000,000.00	50,000,000.00	50,069,800.00	1.800	1.800	1.825	07/31/2020	30
06367BJT7	40384	BANK OF MONTREAL CHICAGO	03/16/2020	25,000,000.00	25,000,000.00	25,137,275.00	1.250	1.250	1.267	01/21/2021	204
05586FWT0	40465	BNP PARIBAS NY BRANCH	04/16/2020	50,000,000.00	50,000,000.00	50,086,166.50	0.840	0.840	0.851	10/16/2020	107
06417MEF8	39984	BANK OF NOVA SCOTIA HOUSTON	10/29/2019	50,000,000.00	50,000,000.00	50,072,800.00	1.880	1.880	1.906	07/30/2020	29
06417MHH1	40407	BANK OF NOVA SCOTIA HOUSTON	03/20/2020	9,892,703.18	10,000,000.00	10,002,428.60	0.525	2.504	2.538	02/10/2021	224
06417MJA4	40441	BANK OF NOVA SCOTIA HOUSTON	04/07/2020	45,000,000.00	45,000,000.00	45,039,465.00	1.150	1.149	1.165	07/31/2020	30
22535CJM4	40075	Credit Agricole CIB NY	11/25/2019	50,000,000.00	50,000,000.00	50,056,350.00	1.820	1.795	1.820	07/24/2020	23
13606B7L4	40004	Canadian IMP BK COMM NY	11/01/2019	75,000,000.00	75,000,000.00	75,060,000.00	1.830	1.830	1.855	07/17/2020	16
13606C2P8	40061	Canadian IMP BK COMM NY	11/20/2019	50,000,000.00	50,000,000.00	50,119,550.00	1.800	1.800	1.825	08/28/2020	58
17305TM25	40107	CITI BANK NA	12/06/2019	30,000,000.00	30,000,000.00	30,014,550.00	1.840	1.840	1.865	07/10/2020	9
17305TN65	40127	CITI BANK NA	12/10/2019	45,000,000.00	45,000,000.00	45,071,865.00	1.830	1.830	1.855	08/03/2020	33
22549LC37	39990	Credit Suisse NY	10/30/2019	50,000,000.00	50,000,000.00	50,072,500.00	1.910	1.909	1.936	07/31/2020	30
22549LZ24	40439	Credit Suisse NY	04/07/2020	50,000,000.00	50,000,000.00	50,062,400.00	1.250	1.250	1.267	08/14/2020	44
55379W5A0	39994	MUFG Mitsubishi BANK LTD/NY	10/30/2019	50,000,000.00	50,000,000.00	50,058,450.00	1.920	1.920	1.946	07/24/2020	23
55380TCG3	40452	MUFG Mitsubishi BANK LTD/NY	04/09/2020	50,000,000.00	50,000,000.00	50,147,950.00	1.180	1.180	1.196	10/30/2020	121
65558TWX9	40466	Nordea Bank Finland NY	04/16/2020	30,000,000.00	30,000,000.00	30,134,100.00	1.050	1.050	1.064	01/22/2021	205
21684XDR4	40225	RABOBANK	01/08/2020	50,000,000.00	50,000,000.00	50,072,200.00	1.780	1.780	1.804	07/31/2020	30
21684XDW3	40304	RABOBANK	02/03/2020	50,000,000.00	50,000,000.00	50,004,300.00	1.640	1.640	1.662	07/02/2020	1
78012USC0	40122	Royal Bank of Canada NY	12/10/2019	50,000,000.00	50,000,000.00	50,075,700.00	1.820	1.820	1.845	07/31/2020	30
78012USE6	40133	Royal Bank of Canada NY	12/11/2019	25,000,000.00	25,000,000.00	25,029,300.00	1.820	1.796	1.821	07/24/2020	23
78012USR7	40257	Royal Bank of Canada NY	01/16/2020	50,000,000.00	50,000,000.00	50,008,250.00	0.325	0.779	0.790	10/16/2020	107
90275DLL2	40438	UBS AMERICA	04/07/2020	50,000,000.00	50,000,000.00	50,334,300.00	1.520	1.499	1.520	01/29/2021	212
90275DKW9	40432	UBS AG STAMFORD CT	03/30/2020	50,000,000.00	50,000,000.00	50,433,700.00	1.900	1.900	1.926	01/22/2021	205
		Subtotal and Average		**1,074,892,703.18**	**1,075,000,000.00**	**1,077,239,640.10**		**1.600**	**1.622**		**67**
Mortgage Backed Securities (MBS)											
3137AYCE9	38387	FHLMC Multi-Family	01/12/2018	20,157,000.00	20,000,000.00	20,847,090.00	2.682	2.443	2.477	10/25/2022	846
3137AYCE9	38391	FHLMC Multi-Family	01/16/2018	7,555,078.13	7,500,000.00	7,817,658.75	2.682	2.454	2.488	10/25/2022	846
3137AWQH1	38465	FHLMC Multi-Family	02/22/2018	5,460,553.13	5,580,000.00	5,759,034.30	2.307	3.155	3.198	08/25/2022	785
3137B36J2	38643	FHLMC Multi-Family	03/20/2018	20,345,312.50	20,000,000.00	21,269,212.00	3.316	1.706	1.730	02/25/2023	969

Fund COMM - COMMINGLED POOL
Investments by Fund
June 30, 2020

CUSIP	Investment #	Issuer	Purchase Date	Book Value	Par Value	Market Value	Current Rate	YTM 360	YTM 365	Maturity Date	Days To Maturity
Mortgage Backed Securities (MBS)											
3137AYCE9	38666	FHLMC Multi-Family	04/17/2018	11,616,539.06	11,745,000.00	12,242,453.60	2.682	2.879	2.919	10/25/2022	846
3137AYCE9	38744	FHLMC Multi-Family	06/05/2018	19,788,281.25	20,000,000.00	20,847,090.00	2.682	2.877	2.917	10/25/2022	846
3137B4WB8	38854	FHLMC Multi-Family	09/12/2018	4,768,285.16	4,775,000.00	5,100,035.21	3.060	2.968	3.009	07/25/2023	1,119
3137B5JM6	38864	FHLMC Multi-Family	09/25/2018	10,135,937.50	10,000,000.00	10,819,224.00	3.531	2.710	2.748	07/25/2023	1,119
3137B3NA2	38945	FHLMC Multi-Family	11/02/2018	10,605,782.00	10,605,782.00	11,287,994.68	3.250	3.173	3.217	04/25/2023	1,028
3137B5KW2	39026	FHLMC Multi-Family	12/03/2018	10,092,187.50	10,000,000.00	10,806,683.00	3.458	3.164	3.208	08/25/2023	1,150
3137B04Y7	39295	FHLMC Multi-Family	03/11/2019	26,755,312.50	27,000,000.00	28,319,225.40	2.615	2.792	2.831	01/25/2023	938
3137BP4J5	39654	FHLMC Multi-Family	07/01/2019	20,649,294.22	20,366,863.14	21,329,539.59	2.446	1.911	1.938	03/25/2026	2,093
3137BUWM6	40385	FHLMC Multi-Family	03/16/2020	15,385,283.87	14,744,806.35	15,593,768.07	2.932	1.185	1.202	01/25/2023	938
3137BHCY1	40390	FHLMC Multi-Family	03/17/2020	11,331,300.00	10,590,000.00	11,527,668.25	2.811	1.026	1.040	01/25/2025	1,669
3138LAYM5	38477	FNMA Multi-Family	02/27/2018	3,398,481.98	3,437,149.92	3,540,410.81	2.550	2.795	2.834	09/01/2022	792
3136B1XP4	38664	FNMA Multi-Family	04/30/2018	2,512,552.10	2,463,549.63	2,495,554.84	3.560	2.746	2.784	09/25/2021	451
3136B1XP4	38665	FNMA Multi-Family	04/30/2018	2,512,552.10	2,463,549.63	2,495,554.84	3.560	2.746	2.784	09/25/2021	451
31381TYT1	39150	FNMA Multi-Family	01/14/2019	28,986,955.44	29,042,544.68	29,923,290.92	2.750	2.670	2.707	03/01/2022	608
31381RZ23	39158	FNMA Multi-Family	01/16/2019	14,446,835.22	14,122,999.26	14,410,476.58	3.840	2.825	2.865	08/01/2021	396
31381RLL6	39218	FNMA Multi-Family	02/07/2019	11,819,727.39	11,572,013.96	11,781,091.90	3.840	2.833	2.872	07/01/2021	365
31381RLL6	39219	FNMA Multi-Family	02/07/2019	1,972,985.25	1,931,636.16	1,966,536.09	3.840	2.833	2.872	07/01/2021	365
3138LGKH8	39319	FNMA Multi-Family	03/19/2019	24,609,375.00	25,000,000.00	26,224,369.50	2.470	2.794	2.833	01/01/2024	1,279
3138EKX67	39457	FNMA Multi-Family	04/18/2019	10,631,079.74	10,674,026.01	11,088,300.97	2.513	2.578	2.614	03/01/2023	973
3138LEYD7	39587	FNMA Multi-Family	05/30/2019	18,214,581.12	18,544,912.38	19,351,706.01	1.970	2.656	2.693	11/01/2023	1,218
3138LGFF8	39609	FNMA Multi-Family	06/11/2019	4,976,953.13	5,000,000.00	5,103,953.25	2.150	2.249	2.280	01/01/2024	1,279
3138L2BU0	39632	FNMA Multi-Family	06/24/2019	6,691,503.37	6,699,878.21	6,695,189.90	2.310	2.315	2.347	12/01/2022	883
3138L0U90	39734	FNMA Multi-Family	08/13/2019	5,085,937.50	5,000,000.00	5,167,483.10	2.590	1.983	2.011	09/01/2022	792
31381VBJ3	39735	FNMA Multi-Family	08/13/2019	5,070,735.42	4,968,264.96	5,124,523.55	2.830	2.010	2.038	06/01/2022	700
3138L0RM5	39844	FNMA Multi-Family	09/13/2019	8,755,951.12	8,697,177.23	8,932,768.63	2.135	1.872	1.898	11/01/2022	853
3136A9MN5	40056	FNMA Multi-Family	11/19/2019	8,474,461.78	8,390,556.23	8,603,311.37	2.301	1.834	1.859	09/25/2022	816
3138L0RC7	40293	FNMA Multi-Family	01/28/2020	6,770,646.71	6,676,754.85	6,886,457.16	2.350	1.778	1.803	11/01/2022	853
3136AXVB8	40511	FNMA Multi-Family	06/17/2020	17,995,248.08	16,808,171.00	17,692,845.55	2.646	0.677	0.687	07/25/2024	1,485
3138L0RM5A	40517	FNMA Multi-Family	06/24/2020	924,795.71	894,805.73	919,044.46	2.135	-0.699	-0.708	11/01/2022	853
		Subtotal and Average		**378,497,504.98**	**375,295,441.33**	**391,969,546.28**		**2.349**	**2.382**		**1,003**

Fund COMM - COMMINGLED POOL
Investments by Fund
June 30, 2020

CUSIP	Investment #	Issuer	Purchase Date	Book Value	Par Value	Market Value	Current Rate	YTM 360	YTM 365	Maturity Date	Days To Maturity
Federal Agency Bonds											
31422BWJ5	40391	FARMER MAC	03/17/2020	20,000,000.00	20,000,000.00	19,992,920.40	0.190	0.190	0.192	04/01/2022	639
3133EGWH4	37018	FFCB NOTES	09/30/2016	10,002,340.86	10,000,000.00	10,135,275.90	1.280	1.243	1.260	09/29/2021	455
3133EGT47	37194	FFCB NOTES	12/08/2016	10,000,000.00	10,000,000.00	10,258,774.80	2.010	1.982	2.010	12/08/2021	525
3133EG5D3	37378	FFCB NOTES	01/27/2017	5,000,000.00	5,000,000.00	5,142,451.45	2.030	2.002	2.030	01/27/2022	575
3133EHHG1	37761	FFCB NOTES	05/03/2017	5,000,000.00	5,000,000.00	5,059,915.10	1.750	1.726	1.750	05/03/2021	306
3133EHHG1	37762	FFCB NOTES	05/03/2017	10,000,000.00	10,000,000.00	10,119,830.20	1.750	1.726	1.750	05/03/2021	306
3133EHKH5	37841	FFCB NOTES	05/23/2017	12,000,192.21	12,000,000.00	12,015,360.72	1.570	1.522	1.543	07/23/2020	22
3133EHWM1	38024	FFCB NOTES	09/01/2017	3,001,785.00	3,000,000.00	3,052,816.77	1.700	1.624	1.647	09/01/2021	427
3133EHWM1	38025	FFCB NOTES	09/01/2017	5,000,000.00	5,000,000.00	5,088,027.95	1.700	1.676	1.700	09/01/2021	427
3133EHWM1	38026	FFCB NOTES	09/01/2017	7,004,552.92	7,000,000.00	7,123,239.13	1.700	1.619	1.642	09/01/2021	427
3133EHZA4	38046	FFCB NOTES	09/20/2017	9,990,640.76	10,000,000.00	10,178,747.30	1.660	1.715	1.739	09/20/2021	446
3133EHJ95	38081	FFCB NOTES	10/26/2017	9,999,627.31	10,000,000.00	10,050,128.70	1.750	1.737	1.762	10/26/2020	117
3133EHJ95	38082	FFCB NOTES	10/26/2017	4,999,520.83	5,000,000.00	5,025,064.35	1.750	1.756	1.780	10/26/2020	117
3133EHP31	38126	FFCB NOTES	11/10/2017	9,974,329.89	9,975,000.00	10,208,359.64	1.950	1.928	1.955	11/02/2021	489
3133EHW58	38169	FFCB NOTES	11/27/2017	14,999,391.67	15,000,000.00	15,106,896.90	1.900	1.943	1.970	11/27/2020	149
3133EHW58	38204	FFCB NOTES	12/01/2017	21,543,069.95	21,550,000.00	21,703,575.21	1.900	1.954	1.982	11/27/2020	149
3133EJGH6	38506	FFCB NOTES	03/15/2018	23,000,720.17	23,000,000.00	23,161,832.37	2.440	2.395	2.429	10/15/2020	106
3133EJPX1	38718	FFCB NOTES	05/21/2018	4,988,106.36	5,000,000.00	5,319,200.70	2.875	3.253	3.299	12/21/2022	903
3133EJTT6	38837	FFCB NOTES	07/05/2018	4,999,141.33	5,000,000.00	5,062,118.70	2.625	2.623	2.659	01/05/2021	188
3133EJTT6	38838	FFCB NOTES	07/05/2018	4,999,141.33	5,000,000.00	5,062,118.70	2.625	2.623	2.659	01/05/2021	188
3133EJZH5	38878	FFCB NOTES	10/05/2018	13,931,110.52	14,000,000.00	14,777,088.76	2.800	2.997	3.038	09/13/2022	804
3133EJK24	38943	FFCB NOTES	11/01/2018	14,999,079.78	15,000,000.00	15,546,775.35	3.000	2.963	3.004	10/19/2021	475
3133EJW70	38999	FFCB NOTES	11/26/2018	34,989,509.72	35,000,000.00	35,849,110.15	2.875	2.869	2.909	05/26/2021	329
3133EJW70	39023	FFCB NOTES	11/30/2018	26,815,659.15	26,825,000.00	27,475,782.28	2.875	2.875	2.915	05/26/2021	329
3133EJ3B3	39075	FFCB NOTES	12/17/2018	9,993,863.33	10,000,000.00	10,378,722.50	2.800	2.805	2.844	12/17/2021	534
3133EJY60	39105	FFCB NOTES	12/24/2018	12,567,814.94	12,500,000.00	13,405,740.25	3.020	2.765	2.803	03/03/2023	975
3133EJ3B3	39108	FFCB NOTES	12/24/2018	4,304,026.13	4,300,000.00	4,462,850.68	2.800	2.695	2.732	12/17/2021	534
3133EJ4Q9	39157	FFCB NOTES	01/16/2019	19,995,057.34	20,000,000.00	20,227,215.80	2.550	2.562	2.598	01/11/2021	194
3133EJ5V7	39165	FFCB NOTES	01/18/2019	14,856,433.93	14,875,000.00	15,756,079.72	2.625	2.640	2.676	01/18/2023	931
3133EJ5P0	39173	FFCB NOTES	01/25/2019	9,992,265.33	10,000,000.00	10,370,510.80	2.600	2.615	2.652	01/18/2022	566
3133EKCS3	39296	FFCB NOTES	03/11/2019	20,005,833.33	20,000,000.00	20,319,064.40	2.550	2.472	2.506	03/11/2021	253
3133EKEW2	39357	FFCB NOTES	03/28/2019	19,991,988.33	20,000,000.00	20,714,803.20	2.280	2.272	2.303	03/28/2022	635

CUSIP	Investment #	Issuer	Purchase Date	Book Value	Par Value	Market Value	Current Rate	YTM 360	YTM 365	Maturity Date	Days To Maturity
Federal Agency Bonds											
3133EKLA2	39565	FFCB NOTES	05/22/2019	9,595,466.63	9,590,000.00	10,136,400.13	2.300	2.247	2.279	05/15/2023	1,048
3133EKNR3	39594	FFCB NOTES	06/03/2019	10,003,011.48	10,000,000.00	10,373,054.80	2.200	2.153	2.183	06/03/2022	702
3133EKSN7	39639	FFCB NOTES	06/26/2019	9,969,616.32	10,000,000.00	10,440,713.30	1.770	1.850	1.876	06/26/2023	1,090
3133EKPS9	39689	FFCB NOTES	07/17/2019	20,031,623.53	20,000,000.00	20,360,246.20	2.125	1.924	1.951	06/07/2021	341
3133EKVD5	39693	FFCB NOTES	07/18/2019	11,241,923.50	11,250,000.00	11,539,107.00	1.875	1.896	1.922	01/18/2022	566
3133EKVC7	39701	FFCB NOTES	07/22/2019	14,998,497.49	15,000,000.00	15,258,605.40	1.875	1.858	1.884	07/19/2021	383
3133EKZV1	39751	FFCB NOTES	08/19/2019	19,995,933.05	20,000,000.00	20,305,993.60	1.550	1.546	1.568	08/16/2021	411
3133ELCS1	40135	FFCB NOTES	12/11/2019	14,404,780.00	14,450,000.00	15,088,778.00	1.550	1.615	1.638	03/11/2024	1,349
3133ELAE4	40136	FFCB NOTES	12/11/2019	19,976,179.20	20,000,000.00	20,580,642.40	1.625	1.659	1.682	08/22/2022	782
3133ELDK7	40162	FFCB NOTES	12/16/2019	24,998,962.79	25,000,000.00	25,669,975.50	1.630	1.609	1.632	06/15/2022	714
3133ELDK7	40163	FFCB NOTES	12/16/2019	24,998,962.79	25,000,000.00	25,669,975.50	1.630	1.609	1.632	06/15/2022	714
3133ELDK7	40164	FFCB NOTES	12/16/2019	24,998,962.79	25,000,000.00	25,669,975.50	1.630	1.609	1.632	06/15/2022	714
3133ELHR8	40267	FFCB NOTES	01/21/2020	24,997,277.78	25,000,000.00	25,538,795.25	1.600	1.585	1.607	01/21/2022	569
3133ELXM1	40484	FFCB NOTES	04/27/2020	29,990,221.33	30,000,000.00	30,019,284.60	0.250	0.276	0.280	07/27/2021	391
3130A5Z77	36288	FHLB NOTES	10/21/2015	5,001,270.43	5,000,000.00	5,006,404.75	1.830	1.469	1.490	07/29/2020	28
3130A5Z77	36289	FHLB NOTES	10/19/2015	5,001,443.95	5,000,000.00	5,006,404.75	1.830	1.424	1.444	07/29/2020	28
3130A5Z77	36298	FHLB NOTES	10/23/2015	5,001,413.87	5,000,000.00	5,006,404.75	1.830	1.432	1.452	07/29/2020	28
3130A5Z77	36308	FHLB NOTES	10/26/2015	10,002,321.07	10,000,000.00	10,012,809.50	1.830	1.498	1.519	07/29/2020	28
3130A5Z77	36310	FHLB NOTES	10/26/2015	5,001,191.59	5,000,000.00	5,006,404.75	1.830	1.490	1.511	07/29/2020	28
313380WG8	36993	FHLB NOTES	09/30/2016	19,509,596.31	19,500,000.00	19,544,943.60	1.375	1.100	1.115	09/11/2020	72
313380WG8	37022	FHLB NOTES	10/06/2016	12,003,354.06	12,000,000.00	12,027,657.60	1.375	1.210	1.227	09/11/2020	72
313380WG8	37054	FHLB NOTES	10/24/2016	10,003,006.44	10,000,000.00	10,023,048.00	1.375	1.199	1.216	09/11/2020	72
313380WG8	37072	FHLB NOTES	10/28/2016	13,862,848.61	13,860,000.00	13,891,944.53	1.375	1.248	1.266	09/11/2020	72
3130AABG2	37149	FHLB NOTES	11/30/2016	14,983,141.97	15,000,000.00	15,364,020.30	1.875	1.931	1.957	11/29/2021	516
313382K69	37711	FHLB NOTES	04/13/2017	25,866,219.06	25,860,000.00	26,131,162.01	1.750	1.690	1.714	03/12/2021	254
313378CR0	37726	FHLB NOTES	04/19/2017	25,173,791.15	25,000,000.00	25,826,487.75	2.250	1.794	1.819	03/11/2022	618
313379RB7	37961	FHLB NOTES	06/30/2017	5,005,826.18	5,000,000.00	5,075,251.15	1.875	1.722	1.746	06/11/2021	345
3130ACE26	38033	FHLB NOTES	09/08/2017	21,994,414.60	22,000,000.00	22,064,478.26	1.375	1.462	1.482	09/28/2020	89
3130A3UQ5	38102	FHLB NOTES	11/03/2017	10,002,948.12	10,000,000.00	10,076,885.40	1.875	1.781	1.806	12/11/2020	163
3130ACUK8	38178	FHLB NOTES	11/28/2017	25,000,000.00	25,000,000.00	25,403,842.00	2.000	1.972	2.000	05/28/2021	331
3130A66T9	38269	FHLB NOTES	12/13/2017	24,982,836.54	25,000,000.00	25,069,287.00	1.625	1.961	1.989	09/11/2020	72
313370US5	38436	FHLB NOTES	02/05/2018	5,005,164.00	5,000,000.00	5,025,998.65	2.875	2.292	2.324	09/11/2020	72

Fund COMM - COMMINGLED POOL
Investments by Fund
June 30, 2020

CUSIP	Investment #	Issuer	Purchase Date	Book Value	Par Value	Market Value	Current Rate	YTM 360	YTM 365	Maturity Date	Days To Maturity
Federal Agency Bonds											
3130ADUY6	38570	FHLB NOTES	04/06/2018	31,574,372.07	31,575,000.00	31,733,756.57	2.450	2.425	2.459	09/21/2020	82
3130AFB63	38896	FHLB NOTES	10/22/2018	14,996,091.67	15,000,000.00	15,232,539.30	2.950	2.958	2.999	01/22/2021	205
3130AFB63	38901	FHLB NOTES	10/23/2018	4,998,695.61	5,000,000.00	5,077,513.10	2.950	2.958	2.999	01/22/2021	205
3130AFB63	38920	FHLB NOTES	10/26/2018	25,001,620.97	25,000,000.00	25,387,565.50	2.950	2.898	2.939	01/22/2021	205
3130AFB63	38922	FHLB NOTES	10/26/2018	5,000,211.97	5,000,000.00	5,077,513.10	2.950	2.902	2.943	01/22/2021	205
3130AFE78	39016	FHLB NOTES	11/29/2018	14,345,742.31	14,350,000.00	15,296,222.07	3.000	2.970	3.012	12/09/2022	891
3130A0F70	39069	FHLB NOTES	12/14/2018	10,143,489.24	10,000,000.00	11,037,293.60	3.375	2.883	2.923	12/08/2023	1,255
3130A0F70	39106	FHLB NOTES	12/24/2018	3,562,200.16	3,500,000.00	3,863,052.76	3.375	2.778	2.817	12/08/2023	1,255
3130ABFD3	39138	FHLB NOTES	01/08/2019	15,002,293.57	15,000,000.00	15,681,150.75	2.625	2.580	2.616	06/07/2022	706
3130AB3H7	39362	FHLB NOTES	03/29/2019	14,301,977.90	14,250,000.00	15,278,784.74	2.375	2.238	2.269	03/08/2024	1,346
313379Q69	39545	FHLB NOTES	05/16/2019	24,964,860.05	25,000,000.00	25,898,210.75	2.125	2.169	2.200	06/10/2022	709
3130A5P45	39552	FHLB NOTES	05/20/2019	15,043,560.41	15,000,000.00	15,611,242.05	2.375	2.188	2.219	06/10/2022	709
3133834G3	39559	FHLB NOTES	05/21/2019	9,968,796.98	10,000,000.00	10,537,701.70	2.125	2.205	2.236	06/09/2023	1,073
3130A1W95	39563	FHLB NOTES	05/22/2019	24,988,152.91	25,000,000.00	25,469,648.75	2.250	2.269	2.301	06/11/2021	345
3133834G3	39592	FHLB NOTES	06/03/2019	9,991,732.09	10,000,000.00	10,537,701.70	2.125	2.124	2.154	06/09/2023	1,073
3133834G3	39665	FHLB NOTES	07/08/2019	21,626,729.43	21,505,000.00	22,661,327.51	2.125	1.897	1.923	06/09/2023	1,073
313378JP7	39786	FHLB NOTES	08/29/2019	5,497,725.63	5,445,000.00	5,580,031.92	2.375	1.525	1.546	09/10/2021	436
3130A2UW4	39852	FHLB NOTES	09/16/2019	10,429,535.89	10,000,000.00	11,041,550.10	2.875	1.776	1.801	09/13/2024	1,535
3130A3DL5	39936	FHLB NOTES	10/16/2019	10,164,689.45	9,940,000.00	10,565,992.67	2.375	1.617	1.639	09/08/2023	1,164
3130A2UW4	39985	FHLB NOTES	10/29/2019	31,337,783.81	30,000,000.00	33,124,650.30	2.875	1.737	1.762	09/13/2024	1,535
3130AHJY0	40025	FHLB NOTES	11/08/2019	9,988,350.48	10,000,000.00	10,197,091.00	1.625	1.687	1.710	11/19/2021	506
313379Q69	40459	FHLB NOTES	04/14/2020	10,340,402.19	10,000,000.00	10,359,284.30	2.125	0.358	0.363	06/10/2022	709
313379RB7	40467	FHLB NOTES	04/16/2020	25,370,927.71	25,000,000.00	25,376,255.75	1.875	0.295	0.299	06/11/2021	345
3130A2UW4	40501	FHLB NOTES	05/14/2020	5,496,903.91	5,000,000.00	5,520,775.05	2.875	0.474	0.481	09/13/2024	1,535
3137EAEC9	36989	FHLMC NOTES	09/27/2016	19,966,914.64	20,000,000.00	20,212,717.80	1.125	1.261	1.278	08/12/2021	407
3137EAEC9	36992	FHLMC NOTES	09/29/2016	9,984,856.70	10,000,000.00	10,106,358.90	1.125	1.248	1.265	08/12/2021	407
3137EAEJ4	38057	FHLMC NOTES	09/29/2017	14,997,787.78	15,000,000.00	15,053,357.85	1.625	1.663	1.687	09/29/2020	90
3137EAEK1	38135	FHLMC NOTES	11/15/2017	24,996,983.36	25,000,000.00	25,160,822.50	1.875	1.881	1.908	11/17/2020	139
3137EAEL9	38462	FHLMC NOTES	02/16/2018	44,975,250.00	45,000,000.00	45,602,836.20	2.375	2.433	2.466	02/16/2021	230
3137EADB2	40083	FHLMC NOTES	11/27/2019	20,226,853.26	20,000,000.00	20,666,741.40	2.375	1.596	1.619	01/13/2022	561
3137EAEP0	40331	FHLMC NOTES	02/14/2020	24,982,216.77	25,000,000.00	26,195,222.75	1.500	1.497	1.517	02/12/2025	1,687
3135G0S38	37582	FNMA NOTES	02/09/2017	10,015,494.45	10,000,000.00	10,274,025.10	2.000	1.866	1.892	01/05/2022	553

Fund COMM - COMMINGLED POOL
Investments by Fund
June 30, 2020

CUSIP	Investment #	Issuer	Purchase Date	Book Value	Par Value	Market Value	Current Rate	YTM 360	YTM 365	Maturity Date	Days To Maturity
Federal Agency Bonds											
3135G0T45	37783	FNMA NOTES	04/10/2017	39,936,564.68	40,000,000.00	41,180,566.40	1.875	1.943	1.970	04/05/2022	643
3135G0S38	38079	FNMA NOTES	10/25/2017	9,998,919.21	10,000,000.00	10,274,025.10	2.000	1.979	2.007	01/05/2022	553
3135G0S38	38142	FNMA NOTES	11/16/2017	11,393,293.12	11,395,000.00	11,707,251.60	2.000	1.982	2.010	01/05/2022	553
3135G0T78	38163	FNMA NOTES	11/22/2017	4,980,868.91	5,000,000.00	5,191,525.40	2.000	2.149	2.179	10/05/2022	826
3135G0T60	38209	FNMA NOTES	12/04/2017	9,996,930.13	10,000,000.00	10,011,070.90	1.500	1.866	1.892	07/30/2020	29
3135G0V75	40044	FNMA NOTES	11/14/2019	25,009,934.95	25,000,000.00	26,393,431.25	1.750	1.715	1.739	07/02/2024	1,462
3135G0X24	40233	FNMA NOTES	01/10/2020	14,956,703.34	15,000,000.00	15,802,999.35	1.625	1.668	1.691	01/07/2025	1,651
3135G03K7	40472	FNMA NOTES	04/20/2020	100,000,000.00	100,000,000.00	100,261,038.00	0.370	0.364	0.370	10/20/2021	476
3135G03M3	40473	FNMA NOTES	04/20/2020	50,000,000.00	50,000,000.00	50,161,415.00	0.390	0.384	0.390	01/20/2022	568
3135G03U5	40489	FNMA NOTES	04/30/2020	7,017,850.94	7,000,000.00	7,056,702.38	0.625	0.563	0.571	04/22/2025	1,756
3135G04Z3	40514	FNMA NOTES	06/19/2020	19,958,876.31	20,000,000.00	20,007,631.20	0.500	0.534	0.542	06/17/2025	1,812
		Subtotal and Average		**1,720,080,554.01**	**1,716,495,000.00**	**1,757,831,974.93**		**1.758**	**1.782**		**556**
Federal Agency Bonds - CALLABLE											
3133EKRP3	39628	FFCB NOTES	06/21/2019	15,000,000.00	15,000,000.00	15,226,288.50	2.220	2.189	2.220	06/21/2024	1,451
3133EKRP3	39629	FFCB NOTES	06/21/2019	10,000,000.00	10,000,000.00	10,150,859.00	2.220	2.189	2.220	06/21/2024	1,451
3133EKZM1	39739	FFCB NOTES	08/14/2019	24,000,000.00	24,000,000.00	24,048,986.16	1.990	1.962	1.990	08/14/2023	1,139
3133EKC61	39756	FFCB NOTES	08/20/2019	5,000,000.00	5,000,000.00	5,011,569.85	2.100	2.071	2.100	08/20/2024	1,511
3133EKC61	39757	FFCB NOTES	08/20/2019	10,000,000.00	10,000,000.00	10,023,139.70	2.100	2.071	2.100	08/20/2024	1,511
3133EKC61	39758	FFCB NOTES	08/20/2019	5,000,000.00	5,000,000.00	5,011,569.85	2.100	2.071	2.100	08/20/2024	1,511
3133EKZN9	39768	FFCB NOTES	08/23/2019	15,000,000.00	15,000,000.00	15,020,479.35	2.060	2.031	2.059	08/13/2024	1,504
3133EKH66	39801	FFCB NOTES	09/03/2019	20,000,000.00	20,000,000.00	20,036,841.20	1.850	1.824	1.850	03/03/2022	610
3133EKM94	39832	FFCB NOTES	09/11/2019	15,000,000.00	15,000,000.00	15,025,105.20	1.900	1.873	1.900	09/11/2023	1,167
3133EKM94	39833	FFCB NOTES	09/11/2019	15,000,000.00	15,000,000.00	15,025,105.20	1.900	1.873	1.900	09/11/2023	1,167
3133EKN93	39853	FFCB NOTES	09/16/2019	14,976,012.50	15,000,000.00	15,041,211.00	1.960	1.972	2.000	09/16/2024	1,538
3133EK4N3	40009	FFCB NOTES	11/04/2019	25,000,000.00	25,000,000.00	25,115,246.75	1.800	1.775	1.800	11/04/2022	856
3133ELJN5	40281	FFCB NOTES	01/24/2020	19,995,726.85	20,000,000.00	20,352,482.40	1.640	1.625	1.648	01/24/2023	937
3133ELMJ0	40323	FFCB NOTES	02/12/2020	22,000,000.00	22,000,000.00	22,145,453.88	1.690	1.666	1.690	02/12/2024	1,321
3133ELMD3	40330	FFCB NOTES	02/14/2020	15,986,037.17	16,000,000.00	16,092,636.64	1.600	1.612	1.634	02/10/2023	954
3133ELTC8	40388	FFCB NOTES	03/17/2020	20,000,000.00	20,000,000.00	20,046,492.60	1.125	1.109	1.125	03/17/2025	1,720
3133ELUJ1	40415	FFCB NOTES	03/24/2020	30,000,000.00	30,000,000.00	30,117,881.10	1.000	0.986	1.000	03/24/2023	996
3133ELUX0	40431	FFCB NOTES	03/30/2020	10,000,000.00	10,000,000.00	10,006,877.30	1.000	0.986	1.000	03/30/2022	637

CUSIP	Investment #	Issuer	Purchase Date	Book Value	Par Value	Market Value	Current Rate	YTM 360	YTM 365	Maturity Date	Days To Maturity
Federal Agency Bonds - CALLABLE											
3133ELVX9	40445	FFCB NOTES	04/08/2020	15,000,000.00	15,000,000.00	15,044,769.30	0.875	0.863	0.875	04/08/2024	1,377
3133ELVV3	40446	FFCB NOTES	04/08/2020	15,000,000.00	15,000,000.00	15,028,444.50	0.950	0.936	0.950	04/08/2022	646
3133ELYJ7	40495	FFCB NOTES	05/06/2020	15,000,000.00	15,000,000.00	15,000,478.95	0.740	0.729	0.740	05/06/2024	1,405
3133ELL93	40510	FFCB NOTES	06/17/2020	15,000,000.00	15,000,000.00	14,995,669.65	0.710	0.700	0.710	06/17/2024	1,447
3133ELE42	40513	FFCB NOTES	06/17/2020	19,990,078.43	20,000,000.00	20,001,071.40	0.800	0.799	0.810	06/02/2025	1,797
3130AANA2	37382	FHLB NOTES	01/30/2017	25,000,000.00	25,000,000.00	25,033,419.25	1.750	1.726	1.750	07/30/2020	29
3130AANA2	37383	FHLB NOTES	01/30/2017	5,000,000.00	5,000,000.00	5,006,683.85	1.750	1.726	1.750	07/30/2020	29
3130AB3T1	37641	FHLB NOTES	04/24/2017	20,000,000.00	20,000,000.00	20,019,068.80	1.750	1.726	1.750	07/24/2020	23
3130ABZE9	38016	FHLB NOTES	08/28/2017	8,400,000.00	8,400,000.00	8,418,810.96	1.650	1.627	1.650	08/28/2020	58
3130ACK52	38389	FHLB NOTES	01/12/2018	24,970,690.74	25,000,000.00	25,097,124.50	1.700	2.134	2.164	10/05/2020	96
3130AFA72	38921	FHLB NOTES	10/26/2018	12,000,000.00	12,000,000.00	12,106,674.24	3.250	3.205	3.250	04/26/2023	1,029
3130AH2B8	39834	FHLB NOTES	09/11/2019	20,000,000.00	20,000,000.00	20,049,891.40	1.970	1.943	1.970	09/11/2024	1,533
3130AHGL1	40010	FHLB NOTES	11/04/2019	25,000,000.00	25,000,000.00	25,420,691.25	1.875	1.849	1.875	11/04/2024	1,587
3130AJB65	40419	FHLB NOTES	03/25/2020	20,000,000.00	20,000,000.00	20,029,508.20	1.620	1.597	1.620	03/25/2024	1,363
3130AJLA5	40502	FHLB NOTES	05/19/2020	5,000,000.00	5,000,000.00	5,001,846.05	0.750	0.739	0.750	05/19/2025	1,783
3134G3K90	37344	FHLMC NOTES	01/19/2017	10,000,215.38	10,000,000.00	10,034,395.70	1.700	1.667	1.690	09/25/2020	86
3134GBBM3	37518	FHLMC NOTES	03/29/2017	25,000,000.00	25,000,000.00	25,289,651.50	2.000	1.972	2.000	03/29/2021	271
3134GA5T7	37578	FHLMC NOTES	02/28/2017	3,500,000.00	3,500,000.00	3,611,398.39	2.125	2.095	2.125	01/26/2022	574
3134GA5T7	37579	FHLMC NOTES	02/28/2017	20,000,000.00	20,000,000.00	20,636,562.20	2.125	2.096	2.125	01/26/2022	574
3134GBGZ9	37669	FHLMC NOTES	04/27/2017	15,000,000.00	15,000,000.00	15,424,557.75	2.000	1.972	2.000	01/27/2022	575
3134GBJJ2	37741	FHLMC NOTES	04/26/2017	10,000,000.00	10,000,000.00	10,085,156.10	1.750	1.726	1.750	01/26/2021	209
3134GBJJ2	37742	FHLMC NOTES	04/26/2017	25,000,000.00	25,000,000.00	25,212,890.25	1.750	1.726	1.750	01/26/2021	209
3134GBLR1	37801	FHLMC NOTES	05/25/2017	20,000,000.00	20,000,000.00	20,114,500.00	1.750	1.726	1.750	11/25/2020	147
3134GBPM8	37817	FHLMC NOTES	05/24/2017	15,000,000.00	15,000,000.00	15,443,581.05	2.000	1.972	2.000	02/24/2022	603
3134GBRR5	37849	FHLMC NOTES	06/15/2017	20,000,000.00	20,000,000.00	20,301,921.20	1.800	1.775	1.800	06/15/2021	349
3134GBSM5	37880	FHLMC NOTES	06/22/2017	5,450,000.00	5,450,000.00	5,465,219.94	1.700	1.676	1.700	09/22/2020	83
3134GBSW3	37894	FHLMC NOTES	06/22/2017	5,000,000.00	5,000,000.00	5,034,674.00	1.750	1.726	1.750	12/22/2020	174
3134GBYF3	37988	FHLMC NOTES	07/27/2017	5,750,000.00	5,750,000.00	5,800,879.51	1.800	1.775	1.800	01/27/2021	210
3134GBF64	38055	FHLMC NOTES	09/28/2017	6,000,000.00	6,000,000.00	6,017,302.80	1.600	1.578	1.600	09/28/2020	89
3134GBU83	38090	FHLMC NOTES	10/30/2017	15,000,000.00	15,000,000.00	15,352,456.50	2.000	1.972	2.000	10/29/2021	485
3134GBZ70	38170	FHLMC NOTES	11/27/2017	25,000,000.00	25,000,000.00	25,157,985.00	1.875	1.849	1.875	11/27/2020	149
3134GBZ70	38171	FHLMC NOTES	11/27/2017	10,000,000.00	10,000,000.00	10,063,194.00	1.875	1.849	1.875	11/27/2020	149

Fund COMM - COMMINGLED POOL
Investments by Fund
June 30, 2020

CUSIP	Investment #	Issuer	Purchase Date	Book Value	Par Value	Market Value	Current Rate	YTM 360	YTM 365	Maturity Date	Days To Maturity
Federal Agency Bonds - CALLABLE											
3134GSAC9	38334	FHLMC NOTES	12/28/2017	10,000,000.00	10,000,000.00	10,086,823.10	2.050	2.021	2.050	12/28/2020	180
3134GSAX3	38352	FHLMC NOTES	01/08/2018	25,000,000.00	25,000,000.00	25,000,000.00	2.220	2.189	2.220	07/01/2022	730
3134GSFE0	38466	FHLMC NOTES	02/26/2018	20,000,000.00	20,000,000.00	20,267,626.60	2.500	2.465	2.500	02/26/2021	240
3134GTFW8	39473	FHLMC NOTES	04/24/2019	25,000,000.00	25,000,000.00	25,034,558.50	2.560	2.525	2.560	07/24/2023	1,118
3134GTA52	39682	FHLMC NOTES	07/15/2019	15,000,000.00	15,000,000.00	15,011,119.50	2.300	2.268	2.300	07/15/2024	1,475
3134GTH55	39698	FHLMC NOTES	07/19/2019	25,000,000.00	25,000,000.00	25,228,130.50	2.200	2.169	2.200	07/19/2024	1,479
3134GTS20	39726	FHLMC NOTES	08/02/2019	20,000,000.00	20,000,000.00	20,376,258.80	2.070	2.041	2.070	08/02/2024	1,493
3134GTS20	39727	FHLMC NOTES	08/02/2019	5,000,000.00	5,000,000.00	5,094,064.70	2.070	2.041	2.070	08/02/2024	1,493
3134GTS61	39728	FHLMC NOTES	08/05/2019	20,000,000.00	20,000,000.00	20,184,758.40	2.100	2.071	2.100	02/05/2024	1,314
3134GUFC9	39904	FHLMC NOTES	10/02/2019	25,000,000.00	25,000,000.00	25,091,672.50	2.000	1.972	2.000	10/02/2024	1,554
3134GUH78	40207	FHLMC NOTES	12/30/2019	15,000,000.00	15,000,000.00	15,108,463.20	2.000	1.972	2.000	12/30/2024	1,643
3134GUH78	40208	FHLMC NOTES	12/30/2019	20,000,000.00	20,000,000.00	20,144,617.60	2.000	1.972	2.000	12/30/2024	1,643
3134GUK66	40209	FHLMC NOTES	12/30/2019	8,790,000.00	8,790,000.00	8,821,156.07	2.000	1.972	2.000	09/30/2024	1,552
3134GUF21	40218	FHLMC NOTES	01/06/2020	25,000,000.00	25,000,000.00	25,172,269.50	1.920	1.893	1.920	01/06/2025	1,650
3134GUX88	40232	FHLMC NOTES	01/10/2020	20,000,000.00	20,000,000.00	20,144,387.60	1.750	1.725	1.749	01/22/2024	1,300
3134GUQ94	40234	FHLMC NOTES	01/10/2020	20,000,000.00	20,000,000.00	20,302,107.20	1.800	1.775	1.800	01/10/2025	1,654
3134GVCZ9	40334	FHLMC NOTES	02/18/2020	7,000,000.00	7,000,000.00	7,045,660.58	1.700	1.676	1.700	02/18/2025	1,693
3134GVCZ9	40335	FHLMC NOTES	02/18/2020	5,000,000.00	5,000,000.00	5,032,614.70	1.700	1.676	1.700	02/18/2025	1,693
3134GVKA5	40469	FHLMC NOTES	04/17/2020	30,000,000.00	30,000,000.00	30,008,877.90	1.200	1.183	1.200	04/16/2025	1,750
3134GVLJ5	40470	FHLMC NOTES	04/17/2020	25,000,000.00	25,000,000.00	25,000,228.00	1.150	1.134	1.150	04/17/2025	1,751
3134GVMA3	40475	FHLMC NOTES	04/21/2020	40,000,000.00	40,000,000.00	40,031,718.80	0.430	0.424	0.430	10/21/2021	477
3134GVMA3	40476	FHLMC NOTES	04/21/2020	40,000,000.00	40,000,000.00	40,031,718.80	0.430	0.424	0.430	10/21/2021	477
3134GVMN5	40483	FHLMC NOTES	04/27/2020	10,000,000.00	10,000,000.00	10,001,335.40	0.800	0.789	0.800	10/27/2023	1,213
3134GVNG9	40487	FHLMC NOTES	04/29/2020	30,000,000.00	30,000,000.00	30,004,645.50	0.750	0.739	0.750	01/29/2024	1,307
3134GVQE1	40491	FHLMC NOTES	05/01/2020	20,000,000.00	20,000,000.00	20,003,265.40	0.750	0.739	0.749	10/30/2024	1,582
3134GVVX3	40506	FHLMC NOTES	05/28/2020	6,000,000.00	6,000,000.00	6,005,202.18	0.750	0.739	0.750	05/28/2025	1,792
3134GVA73	40507	FHLMC NOTES	05/29/2020	25,000,000.00	25,000,000.00	24,998,301.00	0.400	0.394	0.400	11/28/2022	880
3134GVYX0	40508	FHLMC NOTES	06/03/2020	10,000,000.00	10,000,000.00	10,001,446.80	0.500	0.493	0.500	06/03/2024	1,433
3134GVYX0	40509	FHLMC NOTES	06/03/2020	10,000,000.00	10,000,000.00	10,001,446.80	0.500	0.493	0.500	06/03/2024	1,433
3134GVT73	40519	FHLMC NOTES	06/30/2020	15,000,000.00	15,000,000.00	15,005,278.80	0.700	0.690	0.700	06/30/2025	1,825
3136G3PR0	36797	FNMA NOTES	05/27/2016	24,989,612.28	25,000,000.00	25,295,351.75	1.500	1.526	1.548	05/26/2021	329
3136G4MD2	37509	FNMA NOTES	03/16/2017	3,000,000.00	3,000,000.00	3,010,625.19	1.850	1.824	1.850	09/16/2020	77

Fund COMM - COMMINGLED POOL
Investments by Fund
June 30, 2020

CUSIP	Investment #	Issuer	Purchase Date	Book Value	Par Value	Market Value	Current Rate	YTM 360	YTM 365	Maturity Date	Days To Maturity
Federal Agency Bonds - CALLABLE											
3135G04B6	40488	FNMA NOTES	04/29/2020	30,000,000.00	30,000,000.00	30,005,165.40	0.625	0.616	0.624	04/28/2023	1,031
3136G4WH2	40520	FNMA NOTES	06/30/2020	20,000,000.00	20,000,000.00	20,008,785.00	0.800	0.789	0.800	06/30/2025	1,825
3136G4XU2	40521	FNMA NOTES	06/30/2020	20,000,000.00	20,000,000.00	19,994,454.40	0.700	0.690	0.700	06/30/2025	1,825
3136G4XZ1	40522	FNMA NOTES	06/30/2020	15,000,000.00	15,000,000.00	14,978,362.95	0.740	0.729	0.740	06/30/2025	1,825
3136G4XZ1	40523	FNMA NOTES	06/30/2020	5,000,000.00	5,000,000.00	4,992,787.65	0.740	0.729	0.740	06/30/2025	1,825
3136G4YF4	40524	FNMA NOTES	06/30/2020	10,000,000.00	10,000,000.00	9,998,273.90	0.700	0.690	0.700	06/30/2025	1,825
		Subtotal and Average		**1,472,798,373.35**	**1,472,890,000.00**	**1,481,322,264.54**		**1.522**	**1.544**		**1,035**
US Treasury Notes											
912828Y46	39102	U.S. TREASURY NOTES	12/21/2018	14,999,192.84	15,000,000.00	15,030,330.00	2.625	2.654	2.691	07/31/2020	30
912828XM7	40084	U.S. TREASURY NOTES	11/27/2019	40,000,000.00	40,000,000.00	40,047,920.00	1.625	1.601	1.623	07/31/2020	30
9128287F1	40099	U.S. TREASURY NOTES	12/05/2019	40,043,938.85	40,000,000.00	40,681,240.00	1.750	1.623	1.646	07/31/2021	395
912828WY2	40115	U.S. TREASURY NOTES	12/09/2019	40,249,960.94	40,000,000.00	40,890,640.00	2.250	1.638	1.661	07/31/2021	395
9128286Z8	40155	U.S. TREASURY NOTES	12/13/2019	30,007,210.46	30,000,000.00	31,822,260.00	1.750	1.719	1.743	06/30/2024	1,460
9128282P4	40210	U.S. TREASURY NOTES	12/31/2019	40,216,595.97	40,000,000.00	41,418,760.00	1.875	1.586	1.608	07/31/2022	760
		Subtotal and Average		**205,516,899.06**	**205,000,000.00**	**209,891,150.00**		**1.704**	**1.728**		**524**
Corporate Bonds											
037833DJ6	38124	APPLE INC	11/13/2017	44,995,380.00	45,000,000.00	45,286,015.05	2.000	2.001	2.029	11/13/2020	135
037833DL1	39831	APPLE INC	09/11/2019	6,999,129.54	7,000,000.00	7,209,034.35	1.700	1.682	1.705	09/11/2022	802
037833CU2	40165	APPLE INC	12/16/2019	10,297,994.95	10,000,000.00	10,769,221.30	2.850	2.010	2.038	05/11/2024	1,410
037833DF4	40274	APPLE INC	01/23/2020	5,178,972.96	5,000,000.00	5,427,316.65	2.750	1.892	1.918	01/13/2025	1,657
037833DV9	40499	APPLE INC	05/11/2020	6,981,841.48	7,000,000.00	7,073,746.33	0.750	0.830	0.842	05/11/2023	1,044
084670BQ0	38830	BERKSHIRE HATHWY	06/29/2018	9,961,457.58	10,000,000.00	10,119,910.70	2.200	2.732	2.770	03/15/2021	257
084670BJ6	39496	BERKSHIRE HATHWY	04/30/2019	10,616,177.37	10,500,000.00	11,200,682.54	3.000	2.517	2.552	02/11/2023	955
084670BR8	39544	BERKSHIRE HATHWY	05/16/2019	16,682,473.56	16,624,000.00	17,605,469.32	2.750	2.576	2.611	03/15/2023	987
084664BQ3	39658	BERKSHIRE HATHWY	07/03/2019	10,117,559.78	10,000,000.00	10,210,254.10	4.250	1.995	2.023	01/15/2021	198
084670BR8	40080	BERKSHIRE HATHWY	11/26/2019	22,116,130.97	21,623,000.00	22,899,606.78	2.750	1.850	1.876	03/15/2023	987
19416QEL0	39553	COLGATE-PALMOLIVE CO	05/20/2019	9,478,557.25	9,506,000.00	9,940,098.05	2.250	2.344	2.377	11/15/2022	867
166764BG4	39549	CHEVRON CORP.	05/17/2019	8,547,913.61	8,575,000.00	8,692,846.05	2.100	2.438	2.472	05/16/2021	319
166764BN9	39573	CHEVRON CORP.	05/24/2019	8,878,082.47	8,885,000.00	9,193,335.00	2.498	2.510	2.545	03/03/2022	610
166764AB6	40454	CHEVRON CORP.	04/13/2020	23,683,639.96	23,318,000.00	24,274,729.85	2.355	1.668	1.691	12/05/2022	887

CUSIP	Investment #	Issuer	Purchase Date	Book Value	Par Value	Market Value	Current Rate	YTM 360	YTM 365	Maturity Date	Days To Maturity
Corporate Bonds											
166764BV1	40500	CHEVRON CORP.	05/11/2020	5,000,000.00	5,000,000.00	5,086,118.30	1.141	1.125	1.141	05/11/2023	1,044
02079KAA5	38601	GOOGLE INC	04/16/2018	16,837,589.97	16,705,000.00	17,186,505.25	3.625	2.645	2.682	05/19/2021	322
478160CD4	40031	JOHNSON & JOHNSON	11/12/2019	19,577,835.79	19,445,000.00	20,041,127.31	2.250	1.805	1.830	03/03/2022	610
191216BT6	38529	Coca-Cola Co	03/19/2018	7,481,255.12	7,500,000.00	7,537,178.93	1.875	2.646	2.682	10/27/2020	118
59217GEE5	40238	MET LIFE GLOBAL FUNDING	01/13/2020	10,007,600.00	10,000,000.00	10,349,893.70	1.950	1.892	1.918	01/13/2023	926
594918BW3	39355	MICROSOFT CORP	03/27/2019	20,018,551.99	20,000,000.00	20,638,193.20	2.400	2.305	2.337	02/06/2022	585
594918BW3	39361	MICROSOFT CORP	03/29/2019	20,039,863.68	20,000,000.00	20,638,193.20	2.400	2.235	2.266	02/06/2022	585
594918BX1	39489	MICROSOFT CORP	04/29/2019	6,544,122.02	6,500,000.00	7,001,988.11	2.875	2.635	2.672	02/06/2024	1,315
594918BQ6	40005	MICROSOFT CORP	11/01/2019	10,883,814.40	10,815,000.00	11,319,632.01	2.000	1.762	1.786	08/08/2023	1,133
742651DP4	40337	PRIVATE EXPORT FUND CORPORATIO	02/18/2020	11,784,293.69	11,385,000.00	12,225,779.75	2.450	1.526	1.548	07/15/2024	1,475
742651DX7	40379	PRIVATE EXPORT FUND CORPORATIO	03/13/2020	12,005,686.19	11,610,000.00	12,232,125.22	1.750	0.938	0.951	11/15/2024	1,598
742718EQ8	38524	PROCTER & GAMBLE	03/15/2018	19,729,962.08	20,000,000.00	20,353,517.40	1.700	2.728	2.766	11/03/2021	490
742718EQ8	38526	PROCTER & GAMBLE	03/16/2018	9,867,385.46	10,000,000.00	10,176,758.70	1.700	2.709	2.747	11/03/2021	490
89233P5F9	39332	TOYOTA MOTOR CREDIT	03/21/2019	11,302,272.54	11,213,000.00	11,594,642.30	3.400	2.675	2.712	09/15/2021	441
89236TFX8	39439	TOYOTA MOTOR CREDIT	04/12/2019	24,990,652.08	25,000,000.00	25,897,864.25	2.650	2.635	2.671	04/12/2022	650
89236TFX8	39452	TOYOTA MOTOR CREDIT	04/17/2019	14,990,071.95	15,000,000.00	15,538,718.55	2.650	2.652	2.688	04/12/2022	650
89236TGT6	40326	TOYOTA MOTOR CREDIT	02/13/2020	29,981,441.00	30,000,000.00	31,095,933.30	1.800	1.789	1.814	02/13/2025	1,688
90327QD48	40477	USAA CAPITAL CORP	04/21/2020	2,497,099.08	2,500,000.00	2,564,950.45	1.500	1.520	1.542	05/01/2023	1,034
90331HPA5	39207	U S BANK	02/04/2019	2,999,281.13	3,000,000.00	3,040,108.35	3.000	2.974	3.016	02/04/2021	218
90331HPC1	39569	U S BANK	05/23/2019	14,989,959.44	15,000,000.00	15,621,606.30	2.650	2.650	2.687	05/23/2022	691
90331HPF4	40117	U S BANK	12/09/2019	28,980,073.08	29,000,000.00	30,058,559.45	1.950	1.950	1.977	01/09/2023	922
90331HPF4	40154	U S BANK	12/13/2019	11,000,000.00	11,000,000.00	11,401,522.55	1.950	1.922	1.949	01/09/2023	922
90331HPL1	40268	U S BANK	01/21/2020	19,961,186.67	20,000,000.00	21,127,185.20	2.050	2.066	2.095	01/21/2025	1,665
92826CAC6	39527	VISA	05/09/2019	11,202,781.54	11,156,000.00	11,781,783.88	2.800	2.583	2.619	12/14/2022	896
92826CAB8	39917	VISA	10/07/2019	7,153,493.69	7,135,000.00	7,182,005.31	2.200	1.554	1.576	12/14/2020	166
931142EA7	38076	WALMART	10/20/2017	6,998,533.39	7,000,000.00	7,046,341.89	1.900	1.920	1.947	12/15/2020	167
931142EL3	39714	WALMART	07/29/2019	5,127,253.04	5,000,000.00	5,441,244.30	2.850	2.148	2.178	07/08/2024	1,468
931142EK5	39996	WALMART	10/30/2019	10,429,346.50	10,000,000.00	10,893,669.00	3.400	1.878	1.904	06/26/2023	1,090
931142DV2	40315	WALMART	02/07/2020	29,026,460.54	27,975,000.00	30,358,681.49	2.650	1.741	1.765	12/15/2024	1,628
30231GAV4	38852	EXXON MOBIL CORP	09/10/2018	9,958,141.41	10,000,000.00	10,114,943.20	2.222	2.837	2.876	03/01/2021	243
30231GBB7	39747	EXXON MOBIL CORP	08/16/2019	5,000,000.00	5,000,000.00	5,155,844.95	1.902	1.875	1.902	08/16/2022	776
30231GAV4	39951	EXXON MOBIL CORP	10/22/2019	11,999,109.18	11,963,000.00	12,100,506.55	2.222	1.736	1.761	03/01/2021	243

Fund COMM - COMMINGLED POOL
Investments by Fund
June 30, 2020

CUSIP	Investment #	Issuer	Purchase Date	Book Value	Par Value	Market Value	Current Rate	YTM 360	YTM 365	Maturity Date	Days To Maturity
Corporate Bonds											
30231GAC6	39998	EXXON MOBIL CORP	10/31/2019	5,211,668.68	5,000,000.00	5,401,664.70	3.176	1.950	1.977	03/15/2024	1,353
30231GBH4	40403	EXXON MOBIL CORP	03/19/2020	15,000,000.00	15,000,000.00	16,286,772.60	2.992	2.951	2.992	03/19/2025	1,722
30231GAF9	40505	EXXON MOBIL CORP	05/26/2020	5,341,996.22	5,000,000.00	5,366,207.40	2.709	1.184	1.200	03/06/2025	1,709
		Subtotal and Average		**648,454,093.03**	**643,933,000.00**	**669,760,033.12**		**2.124**	**2.153**		**856**
Asset Backed Securities (ABS)											
02007TAC9	40134	ALLY Auto Receivables Trust	12/11/2019	12,997,761.40	13,000,000.00	13,252,527.60	1.840	1.829	1.854	06/17/2024	1,447
05522RCZ9	39062	BANK OF AMERICA CREDIT CARD	12/12/2018	20,147,080.47	20,140,000.00	20,550,537.79	3.000	2.862	2.902	09/15/2023	1,171
05522RDA3	39082	BANK OF AMERICA CREDIT CARD	12/18/2018	15,000,585.94	15,000,000.00	15,422,334.00	3.100	3.064	3.107	12/15/2023	1,262
05522RCY2	39220	BANK OF AMERICA CREDIT CARD	02/08/2019	24,936,523.44	25,000,000.00	25,381,587.50	2.700	2.716	2.753	07/17/2023	1,111
05522RCY2	39320	BANK OF AMERICA CREDIT CARD	03/19/2019	19,987,500.00	20,000,000.00	20,305,270.00	2.700	2.711	2.749	07/17/2023	1,111
05586VAD4	39327	BMW VEHICLE LEASE TRUST	03/20/2019	7,498,898.25	7,500,000.00	7,653,862.50	2.920	2.906	2.946	08/22/2022	782
09659QAD9	38412	BMW VEHICLE OWNER TRUST	01/24/2018	14,444,069.52	14,444,213.96	14,541,227.08	2.350	2.329	2.362	04/25/2022	663
05588CAC6	39861	BMW VEHICLE OWNER TRUST	09/18/2019	17,247,681.60	17,250,000.00	17,659,737.52	1.920	1.907	1.934	01/25/2024	1,303
161571HN7	38708	CHASE ISSUANCE TRUST (ABS)	05/10/2018	37,000,000.00	37,000,000.00	37,029,281.80	0.385	1.168	1.184	04/17/2023	1,020
161571HP2	40336	CHASE ISSUANCE TRUST (ABS)	02/18/2020	26,993,814.30	27,000,000.00	27,785,716.20	1.530	1.523	1.544	01/15/2025	1,659
14041NFU0	39811	Capital One Multi Execution Tr	09/05/2019	34,991,187.00	35,000,000.00	35,973,409.50	1.720	1.711	1.735	08/15/2024	1,506
14042WAC4	39586	Capital One Prime Auto Receiv	05/30/2019	8,998,176.60	9,000,000.00	9,235,610.10	2.510	2.500	2.535	11/15/2023	1,232
14043MAC5	40340	Capital One Prime Auto Receiv	02/19/2020	24,994,685.00	25,000,000.00	25,504,592.50	1.600	1.592	1.614	11/15/2024	1,598
254683CH6	40411	Discover Card Execution Note	03/23/2020	15,131,250.00	15,000,000.00	15,527,319.00	3.320	2.792	2.831	03/15/2024	1,353
36259KAD9	40341	GM Fin'cl Auto Leasing Trust	02/19/2020	4,999,550.00	5,000,000.00	5,072,830.00	1.670	1.659	1.682	12/20/2022	902
36259PAD8	40512	GM Fin'cl Auto Leasing Trust	06/17/2020	1,499,805.75	1,500,000.00	1,502,326.80	0.800	0.798	0.809	07/20/2023	1,114
43814TAC6	37615	HONDA AUTO RECEIVABLES OWNER T	03/28/2017	1,264,367.14	1,264,442.37	1,266,369.76	1.720	1.705	1.729	07/21/2021	385
43811BAC8	37976	HONDA AUTO RECEIVABLES OWNER T	06/27/2017	4,734,075.36	4,734,484.89	4,747,434.18	1.680	1.666	1.690	08/16/2021	411
43814UAG4	38738	HONDA AUTO RECEIVABLES OWNER T	05/30/2018	8,992,725.62	8,992,921.67	9,118,020.40	3.010	2.988	3.030	05/18/2022	686
43815AAC6	39013	HONDA AUTO RECEIVABLES OWNER T	11/28/2018	21,746,748.38	21,750,000.00	22,261,925.40	3.160	3.144	3.188	01/17/2023	930
43814WAC9	39269	HONDA AUTO RECEIVABLES OWNER T	02/27/2019	13,749,631.50	13,750,000.00	14,126,743.13	2.830	2.809	2.848	03/20/2023	992
43815MAC0	39582	HONDA AUTO RECEIVABLES OWNER T	05/29/2019	16,999,365.90	17,000,000.00	17,509,770.50	2.520	2.500	2.535	06/21/2023	1,085
43815NAC8	39777	HONDA AUTO RECEIVABLES OWNER T	08/27/2019	7,249,939.83	7,250,000.00	7,399,030.28	1.780	1.762	1.787	08/15/2023	1,140
43813RAC1	40346	HONDA AUTO RECEIVABLES OWNER T	02/26/2020	16,496,766.00	16,500,000.00	16,899,889.05	1.610	1.602	1.625	04/21/2024	1,390
44891JAC2	40017	HYUNDAI AUTO RECEIVABLES TRUST	11/06/2019	11,749,458.33	11,750,000.00	12,043,415.13	1.940	1.923	1.950	02/15/2024	1,324
41284UAD6	40294	Harley-Davidson Motorcycle	01/29/2020	9,997,819.00	10,000,000.00	10,186,644.00	1.870	1.861	1.886	10/15/2024	1,567

CUSIP	Investment #	Issuer	Purchase Date	Book Value	Par Value	Market Value	Current Rate	YTM 360	YTM 365	Maturity Date	Days To Maturity
Asset Backed Securities (ABS)											
47788CAC6	38476	JOHN DEERE OWNER TRUST	02/28/2018	3,677,170.31	3,677,434.72	3,702,326.91	2.660	2.641	2.678	04/18/2022	656
477870AC3	39706	JOHN DEERE OWNER TRUST	07/24/2019	8,748,142.38	8,750,000.00	8,908,736.38	2.210	2.199	2.230	12/15/2023	1,262
58772TAC4	39190	MERCEDES-BENZ AUTO LEASE TRUST	01/30/2019	9,999,707.00	10,000,000.00	10,096,896.00	3.100	3.079	3.122	11/15/2021	502
58769QAC5	40062	MERCEDES-BENZ AUTO LEASE TRUST	11/20/2019	9,998,410.00	10,000,000.00	10,150,395.00	2.000	1.991	2.019	10/15/2022	836
58770FAC6	40392	MERCEDES-BENZ AUTO LEASE TRUST	03/17/2020	29,889,843.75	30,000,000.00	30,459,927.00	1.840	2.080	2.109	12/15/2022	897
58770FAC6	40410	MERCEDES-BENZ AUTO LEASE TRUST	03/23/2020	5,895,000.00	6,000,000.00	6,091,985.40	1.840	3.073	3.116	12/15/2022	897
58769TAD7	39883	MERCEDES -BENZ AUTO REC TRUST	09/25/2019	26,996,282.10	27,000,000.00	27,599,940.00	1.930	1.917	1.944	03/15/2024	1,353
58769VAC4	40515	MERCEDES -BENZ AUTO REC TRUST	06/23/2020	4,999,609.50	5,000,000.00	5,001,562.00	0.550	0.546	0.554	02/18/2025	1,693
65478DAD9	38475	NISSAN AUTO LEASE TRUST	02/28/2018	10,799,829.48	10,801,064.04	10,892,932.49	2.650	2.585	2.621	05/16/2022	684
65479HAC1	39578	Nissan Auto Receivables Owner	05/28/2019	19,995,478.00	20,000,000.00	20,583,786.00	2.500	2.489	2.523	11/15/2023	1,232
89238KAD4	38137	TOYOTA AUTO REC OWNER TRUST	11/15/2017	10,348,491.19	10,349,445.41	10,410,728.62	1.930	1.914	1.940	01/18/2022	566
89231PAD0	38958	TOYOTA AUTO REC OWNER TRUST	11/07/2018	9,997,837.00	10,000,000.00	10,258,004.00	3.180	3.167	3.211	03/15/2023	987
89233MAD5	40038	TOYOTA AUTO REC OWNER TRUST	11/13/2019	19,498,592.10	19,500,000.00	20,010,449.55	1.920	1.904	1.931	01/15/2024	1,293
92868LAD3	40416	VOLKSWAGEN AUTO LOAN ENHANCED	03/24/2020	19,917,968.75	20,000,000.00	20,368,524.00	3.020	3.281	3.326	11/21/2022	873
92867XAD8	39913	Volkswagen Auto Lease Trust	10/04/2019	10,499,834.10	10,500,000.00	10,677,624.30	1.990	1.971	1.999	11/21/2022	873
92349GAA9	39612	VERIZON OWNER TRUST	06/12/2019	34,997,553.50	35,000,000.00	35,921,700.50	2.330	2.312	2.344	12/20/2023	1,267
92348AAA3	39920	VERIZON OWNER TRUST	10/08/2019	23,998,149.60	24,000,000.00	24,619,972.80	1.940	1.924	1.951	04/20/2024	1,389
		Subtotal and Average		**660,107,365.09**	**660,404,007.06**	**673,712,902.67**		**2.207**	**2.238**		**1,161**
Municipal Bonds											
13063CP87	36731	CALIFORNIA ST	04/28/2016	14,988,670.05	15,000,000.00	15,105,750.00	1.500	1.608	1.630	04/01/2021	274
65887PHS7	37523	North Dakota State Finance	03/06/2017	521,587.69	500,000.00	529,230.00	5.000	1.400	1.420	10/01/2021	457
7976466Q4	40498	SAN FRANCISCO CITY & CNTY CA	05/07/2020	1,349,296.04	1,250,000.00	1,367,400.00	5.000	0.877	0.889	06/15/2022	714
91412GWY7	39314	UNIVERSITY CALIFORNIA REVS	03/15/2019	4,018,517.26	4,000,000.00	4,159,760.00	2.826	2.530	2.566	05/15/2022	683
91412HEX7	39321	UNIVERSITY CALIFORNIA REVS	03/19/2019	1,000,000.00	1,000,000.00	1,053,280.00	2.657	2.620	2.657	05/15/2023	1,048
91412HEW9	39322	UNIVERSITY CALIFORNIA REVS	03/19/2019	665,000.00	665,000.00	688,866.85	2.608	2.571	2.606	05/15/2022	683
917542WF5	40481	UTAH ST	04/23/2020	3,368,620.56	3,000,000.00	3,421,020.00	5.000	0.828	0.840	07/01/2023	1,095
		Subtotal and Average		**25,911,691.60**	**25,415,000.00**	**26,325,306.85**		**1.672**	**1.695**		**511**
Commercial Paper, Discount											
02314PH79	40463	Amazon	04/16/2020	49,979,669.25	50,000,000.00	49,995,496.50	0.400	0.400	0.406	08/07/2020	37
02314PH79	40464	Amazon	04/16/2020	49,979,669.25	50,000,000.00	49,995,496.50	0.400	0.400	0.406	08/07/2020	37

Fund COMM - COMMINGLED POOL
Investments by Fund
June 30, 2020

CUSIP	Investment #	Issuer	Purchase Date	Book Value	Par Value	Market Value	Current Rate	YTM 360	YTM 365	Maturity Date	Days To Maturity
Commercial Paper, Discount											
09702LGX7	40037	Boeing Company	11/13/2019	49,909,918.99	50,000,000.00	49,980,151.50	2.140	2.199	2.230	07/31/2020	30
14178LJ43	40448	CARGILL INC	04/09/2020	18,956,330.83	19,000,000.00	18,993,660.27	1.300	1.306	1.325	09/04/2020	65
14178LK58	40449	CARGILL INC	04/09/2020	19,929,068.98	20,000,000.00	19,989,258.20	1.350	1.359	1.378	10/05/2020	96
14178LKK5	40455	CARGILL INC	04/13/2020	14,935,745.60	15,000,000.00	14,989,917.45	1.400	1.433	1.453	10/19/2020	110
16677JHU3	40396	CHEVRON CORP.	03/18/2020	49,852,272.49	50,000,000.00	49,991,860.00	1.850	1.865	1.891	08/28/2020	58
16677JH74	40430	CHEVRON CORP.	03/30/2020	29,934,045.37	30,000,000.00	29,997,297.90	2.160	2.176	2.207	08/07/2020	37
43851TH41	40440	HONEYWELL	04/07/2020	49,933,181.67	50,000,000.00	49,992,465.50	1.430	1.436	1.456	08/04/2020	34
43851TN44	40451	HONEYWELL	04/09/2020	49,638,345.87	50,000,000.00	49,919,578.00	1.400	1.433	1.453	01/04/2021	187
45920FKW7	40428	IBM	03/27/2020	24,890,253.21	25,000,000.00	24,980,344.50	1.300	1.335	1.353	10/30/2020	121
46640PGX5	40244	JP Morgan Securities	01/14/2020	49,925,031.82	50,000,000.00	49,993,498.50	1.790	1.828	1.854	07/31/2020	30
46640PHU0	40248	JP Morgan Securities	01/15/2020	24,927,446.36	25,000,000.00	24,992,666.00	1.790	1.832	1.857	08/28/2020	58
19121ANU1	40372	Coca-Cola Co	03/12/2020	49,684,758.51	50,000,000.00	49,902,637.00	1.080	1.104	1.119	01/28/2021	211
19121AGX3	40413	Coca-Cola Co	03/24/2020	39,931,332.10	40,000,000.00	39,994,798.80	2.080	2.095	2.124	07/31/2020	30
19121AJR3	40418	Coca-Cola Co	03/25/2020	24,874,222.87	25,000,000.00	24,988,581.25	2.100	2.169	2.200	09/25/2020	86
59157TGQ0	40116	METLIFE SHORT TERM FUND	12/09/2019	44,946,236.63	45,000,000.00	44,997,600.15	1.850	1.900	1.927	07/24/2020	23
59157THU0	40397	METLIFE SHORT TERM FUND	03/18/2020	23,194,326.90	23,250,000.00	23,246,214.90	1.500	1.510	1.531	08/28/2020	58
63763PGE3	40250	NATL SEC CLEARING CORP (DTC)	01/15/2020	29,981,388.53	30,000,000.00	29,999,066.70	1.730	1.745	1.769	07/14/2020	13
63763PGH6	40443	NATL SEC CLEARING CORP (DTC)	04/08/2020	49,984,614.75	50,000,000.00	49,998,111.00	0.700	0.701	0.711	07/17/2020	16
63763PGE3	40516	NATL SEC CLEARING CORP (DTC)	06/24/2020	39,997,857.83	40,000,000.00	39,998,755.60	0.150	0.150	0.152	07/14/2020	13
63763PGH6	40518	NATL SEC CLEARING CORP (DTC)	06/29/2020	24,998,242.38	25,000,000.00	24,999,055.50	0.160	0.160	0.162	07/17/2020	16
7426M2HU8	40422	PRIVATE EXPORT FUND CORPORATIO	03/25/2020	49,844,327.07	50,000,000.00	49,985,332.00	1.950	1.966	1.993	08/28/2020	58
71344THX3	40414	PEPSICO INC	03/24/2020	49,834,699.74	50,000,000.00	49,984,442.50	1.990	2.007	2.035	08/31/2020	61
71344TKT8	40421	PEPSICO INC	03/25/2020	59,554,808.54	60,000,000.00	59,954,647.80	2.250	2.323	2.355	10/27/2020	118
71708EHA6	40363	PFIZER	03/09/2020	49,950,494.64	50,000,000.00	49,995,027.00	0.900	0.903	0.916	08/10/2020	40
71708EJP1	40398	PFIZER	03/18/2020	18,131,184.07	18,225,000.00	18,219,621.07	2.200	2.273	2.305	09/23/2020	84
71708EJE6	40458	PFIZER	04/14/2020	14,972,468.26	15,000,000.00	14,996,326.65	0.900	0.903	0.916	09/14/2020	75
89116EH71	40316	TORONTO DOMINION HOLDINGS USA	02/07/2020	49,916,367.10	50,000,000.00	50,000,000.00	1.640	1.653	1.676	08/07/2020	37
2546R2JW7	40378	Walt Disney Company	03/13/2020	29,915,039.80	30,000,000.00	29,956,657.80	1.120	1.150	1.166	09/30/2020	91
2546R2HU3	40395	Walt Disney Company	03/18/2020	49,852,272.49	50,000,000.00	49,965,255.50	1.850	1.865	1.891	08/28/2020	58
2546R2J15	40444	Walt Disney Company	04/08/2020	24,917,751.89	25,000,000.00	24,980,618.75	1.950	1.965	1.992	09/01/2020	62
93114EGH4	40400	WALMART STORES	03/18/2020	49,967,221.27	50,000,000.00	49,998,111.00	1.490	1.497	1.518	07/17/2020	16
30229AHX0	40383	Exxon Mobil Group	03/16/2020	49,884,581.14	50,000,000.00	49,991,216.50	1.390	1.399	1.418	08/31/2020	61

Fund COMM - COMMINGLED POOL
Investments by Fund
June 30, 2020

CUSIP	Investment #	Issuer	Purchase Date	Book Value	Par Value	Market Value	Current Rate	YTM 360	YTM 365	Maturity Date	Days To Maturity
		Subtotal and Average		**1,307,125,176.20**	**1,310,475,000.00**	**1,309,963,768.29**		**1.488**	**1.508**		**60**
Federal Agency Discount Notes											
313385BE5	40457	FHLB DISCOUNT	04/14/2020	65,899,606.30	66,000,000.00	65,930,040.00	0.260	0.264	0.267	01/29/2021	212
31315KM98	40450	FARMER MAC DISCOUNT NOTE	04/09/2020	59,942,590.48	60,000,000.00	59,964,866.40	0.280	0.284	0.288	11/02/2020	124
76116FAE7	40426	REFCORP	03/26/2020	34,927,220.60	35,000,000.00	34,968,756.90	0.708	0.720	0.730	10/15/2020	106
		Subtotal and Average		**160,769,417.38**	**161,000,000.00**	**160,863,663.30**		**0.371**	**0.376**		**156**
Local Agency Investment Fund											
SYS8506	8506	LOCAL AGENCY INVEST FUND	07/01/2015	42,763,798.18	42,763,798.18	42,763,798.18	1.218	1.201	1.218		1
		Subtotal and Average		**42,763,798.18**	**42,763,798.18**	**42,763,798.18**		**1.201**	**1.218**		**1**
Money Market											
SYS40461	40461	Dreyfus Government Cash Mgmt	04/15/2020	350,003,850.34	350,003,850.34	350,003,850.34	0.090	0.088	0.090		1
SYS37590	37590	JP MORGAN US GOVT MMF	02/27/2017	200,000,000.00	200,000,000.00	200,000,000.00	0.070	0.069	0.070		1
SYS34292	34292	MORGAN STANLEY TRSY INSTL 8304	05/21/2013	83,130.39	83,130.39	83,130.39	0.060	0.059	0.060		1
SYS23519	23519	BLACKKROCK TREASURY LIQ FUND	02/01/2008	532,476,944.62	532,476,944.62	532,476,944.62	0.110	0.108	0.110		1
		Subtotal and Average		**1,082,563,925.35**	**1,082,563,925.35**	**1,082,563,925.35**		**0.095**	**0.096**		**1**
Supranationals - Green Bond											
45818WBU9	38324	IADB	12/21/2017	25,000,000.00	25,000,000.00	24,990,671.25	1.269	1.851	1.877	01/15/2022	563
		Subtotal and Average		**25,000,000.00**	**25,000,000.00**	**24,990,671.25**		**1.852**	**1.878**		**563**
Supranationals											
45818WBP0	38317	IADB	12/21/2017	45,016,268.03	45,000,000.00	44,972,100.00	1.289	1.772	1.797	07/15/2022	744
45818WBM7	38385	IADB	01/12/2018	20,038,729.06	20,000,000.00	20,026,533.60	1.419	1.875	1.901	07/15/2021	379
45818WBM7A	38739	IADB	05/30/2018	10,025,620.67	10,000,000.00	10,013,266.80	1.419	1.844	1.870	07/15/2021	379
4581X0DF2	39495	IADB	04/29/2019	17,124,276.81	17,000,000.00	18,346,417.17	2.625	2.372	2.405	01/16/2024	1,294
459058GQ0	39367	INTL BANK RECON & DEVELOP	04/02/2019	5,026,505.43	5,000,000.00	5,392,556.50	2.500	2.315	2.347	03/19/2024	1,357
459058HG1	39871	INTL BANK RECON & DEVELOP	09/23/2019	10,000,000.00	10,000,000.00	10,035,095.80	2.200	2.169	2.200	09/23/2024	1,545
45905U5S9	40146	INTL BANK RECON & DEVELOP	12/12/2019	25,000,000.00	25,000,000.00	25,163,436.75	2.000	1.767	1.791	12/12/2024	1,625
459058GH0	40161	INTL BANK RECON & DEVELOP	12/16/2019	40,428,210.75	40,000,000.00	41,062,800.00	2.750	1.698	1.722	07/23/2021	387
		Subtotal and Average		**172,659,610.75**	**172,000,000.00**	**175,012,206.62**		**1.869**	**1.895**		**843**

Fund COMM - COMMINGLED POOL
Investments by Fund
June 30, 2020

CUSIP	Investment #	Issuer	Purchase Date	Book Value	Par Value	Market Value	Current Rate	YTM 360	YTM 365	Maturity Days To Date Maturity
		Total Investments and Average		**8,977,141,112.16**	**8,968,235,171.92**	**9,084,210,851.48**		**1.518**	**1.539**	**517**

Fund WK - WORKERS COMP
Investments by Fund
June 30, 2020

CUSIP	Investment #	Issuer	Purchase Date	Book Value	Par Value	Market Value	Current Rate	YTM 360	YTM 365	Maturity Date	Days To Maturity
Mortgage Backed Securities (MBS)											
3138LGKH8	39318	FNMA Multi-Family	03/19/2019	2,953,125.00	3,000,000.00	3,146,924.34	2.470	2.794	2.833	01/01/2024	1,279
3136AEX69	40525	FNMA Multi-Family	06/26/2020	496,783.16	478,286.91	494,688.66	2.389	0.728	0.739	01/25/2023	938
		Subtotal and Average		**3,449,908.16**	**3,478,286.91**	**3,641,613.00**		**2.497**	**2.532**		**1,229**
Federal Agency Bonds											
3133EJZU6	38872	FFCB NOTES	09/27/2018	2,996,293.25	3,000,000.00	3,097,254.18	2.850	2.915	2.956	09/20/2021	446
3133EJZH5	38879	FFCB NOTES	10/05/2018	995,079.32	1,000,000.00	1,055,506.34	2.800	2.997	3.038	09/13/2022	804
3133EJ3B3	39112	FFCB NOTES	12/24/2018	2,001,872.62	2,000,000.00	2,075,744.50	2.800	2.695	2.732	12/17/2021	534
3130A0F70	39114	FHLB NOTES	12/24/2018	1,526,657.21	1,500,000.00	1,655,594.04	3.375	2.778	2.817	12/08/2023	1,255
3137EAEC9	37310	FHLMC NOTES	12/30/2016	2,477,121.04	2,500,000.00	2,526,589.72	1.125	1.961	1.988	08/12/2021	407
3135G03U5	40497	FNMA NOTES	05/07/2020	1,502,225.57	1,500,000.00	1,512,150.51	0.625	0.585	0.593	04/22/2025	1,756
		Subtotal and Average		**11,499,249.01**	**11,500,000.00**	**11,922,839.29**		**2.356**	**2.389**		**762**
Federal Agency Bonds - CALLABLE											
3130AJLA5	40503	FHLB NOTES	05/19/2020	3,000,000.00	3,000,000.00	3,001,107.63	0.750	0.739	0.750	05/19/2025	1,783
3130AJLA5	40504	FHLB NOTES	05/19/2020	2,000,000.00	2,000,000.00	2,000,738.42	0.750	0.739	0.750	05/19/2025	1,783
		Subtotal and Average		**5,000,000.00**	**5,000,000.00**	**5,001,846.05**		**0.740**	**0.750**		**1,783**
Money Market											
SYS34789	34789	BLACKKROCK TREASURY LIQ FUND	12/26/2013	9,480,534.78	9,480,534.78	9,480,534.78	0.110	0.108	0.110		1
		Subtotal and Average		**9,480,534.78**	**9,480,534.78**	**9,480,534.78**		**0.108**	**0.110**		**1**
		Total Investments and Average		**29,429,691.95**	**29,458,821.69**	**30,046,833.12**		**1.374**	**1.393**		**745**

Fund PCF - PARK CHARTER FUND
Investments by Fund
June 30, 2020

CUSIP	Investment #	Issuer	Purchase Date	Book Value	Par Value	Market Value	Current Rate	YTM 360	YTM 365	Maturity Date	Days To Maturity
Federal Agency Bonds											
3133EJ3B3	39113	FFCB NOTES	12/24/2018	1,701,591.73	1,700,000.00	1,764,382.83	2.800	2.695	2.732	12/17/2021	534
3137EAEC9	37307	FHLMC NOTES	12/30/2016	495,424.21	500,000.00	505,317.95	1.125	1.961	1.988	08/12/2021	407
		Subtotal and Average		**2,197,015.94**	**2,200,000.00**	**2,269,700.78**		**2.530**	**2.565**		**505**
Money Market											
SYS33657	33657	BLACKKROCK TREASURY LIQ FUND	09/30/2012	2,138,795.49	2,138,795.49	2,138,795.49	0.110	0.108	0.110		1
		Subtotal and Average		**2,138,795.49**	**2,138,795.49**	**2,138,795.49**		**0.108**	**0.110**		**1**
		Total Investments and Average		**4,335,811.43**	**4,338,795.49**	**4,408,496.27**		**1.335**	**1.354**		**256**

Fund SJE - SAN JOSE- EVERGREEN
Investments by Fund
June 30, 2020

CUSIP	Investment #	Issuer	Purchase Date	Book Value	Par Value	Market Value	Current Rate	YTM 360	YTM 365	Maturity Date	Days To Maturity
Municipal Bonds											
010411AE6	39793	Alabama State	08/30/2019	521,627.79	500,000.00	525,610.00	5.000	0.947	0.960	08/01/2021	396
041042UP5	40021	ARKANSAS ST	11/07/2019	520,862.93	500,000.00	529,945.00	3.000	1.094	1.110	10/01/2022	822
13063C5Q9	37543	CALIFORNIA ST	03/14/2017	530,875.06	500,000.00	549,185.00	5.000	1.844	1.870	08/01/2022	761
13063DSG4	40064	CALIFORNIA ST	11/20/2019	544,889.73	500,000.00	554,950.00	5.000	1.065	1.080	11/01/2022	853
20772JQ96	37546	Connecticut-F	03/09/2017	520,253.71	500,000.00	530,595.00	5.000	1.873	1.900	11/15/2021	502
246381NB9	39874	DELAWARE ST	09/23/2019	564,993.62	500,000.00	582,800.00	5.000	1.242	1.260	02/01/2024	1,310
341150M31	35185	FLORIDA STATE BOARD EDUCATION	06/27/2014	1,065,000.00	1,065,000.00	1,065,000.00	5.000	1.588	1.610	07/01/2020	0
373385CF8	40048	GEORGIA ST	11/15/2019	538,435.52	500,000.00	547,390.00	5.000	1.075	1.090	07/01/2022	730
419792JY3	39790	Hawaii State	08/30/2019	564,918.69	500,000.00	573,870.00	5.000	0.907	0.920	10/01/2023	1,187
57582RKW5	37561	MASSACHUSETTS ST	03/16/2017	211,278.21	200,000.00	216,478.00	5.000	1.607	1.630	04/01/2022	639
57582RWB8	39846	MASSACHUSETTS ST	09/13/2019	537,564.29	500,000.00	546,970.00	5.000	1.154	1.170	07/01/2022	730
57582RQU3	40039	MASSACHUSETTS ST	11/13/2019	112,438.66	100,000.00	115,486.00	5.000	1.154	1.170	11/01/2023	1,218
574193KT4	39795	MARYLAND ST	08/30/2019	108,147.95	100,000.00	109,837.00	5.000	1.006	1.020	08/01/2022	761
574193RL4	39807	MARYLAND ST	09/04/2019	559,996.80	500,000.00	571,995.00	5.000	1.006	1.020	08/01/2023	1,126
574193PA0	40057	MARYLAND ST	11/19/2019	323,946.76	300,000.00	329,511.00	5.000	1.085	1.100	08/01/2022	761
56052AZE9	39802	Maine State	09/03/2019	435,303.38	420,000.00	438,396.00	5.000	0.966	0.980	06/01/2021	335
6041294D5	35288	MINNESOTA ST	08/21/2014	200,568.43	200,000.00	200,784.00	5.000	1.410	1.430	08/01/2020	31
60412AQP1	39803	MINNESOTA ST	09/03/2019	560,813.49	500,000.00	572,990.00	5.000	0.957	0.970	08/01/2023	1,126
6041297C4	39813	MINNESOTA ST	09/05/2019	540,740.92	500,000.00	549,625.00	5.000	1.006	1.020	08/01/2022	761
60412ADC4	40040	MINNESOTA ST	11/13/2019	431,676.62	400,000.00	439,700.00	5.000	1.115	1.131	08/01/2022	761
658256Z21	39792	NORTH CAROLINA ST	08/30/2019	557,567.36	500,000.00	568,590.00	5.000	0.956	0.970	06/01/2023	1,065
647293RQ4	39826	NEW MEXICO ST SEVERANCE TAX	09/10/2019	532,407.41	500,000.00	538,800.00	5.000	1.035	1.050	03/01/2022	608
677521Q82	37526	OHIO ST	03/08/2017	317,730.08	305,000.00	322,790.65	5.000	1.509	1.530	10/01/2021	457
677522XY5	39812	OHIO ST	09/05/2019	531,040.65	500,000.00	537,440.00	5.000	1.006	1.020	02/01/2022	580
677522Q80	40063	OHIO ST	11/20/2019	549,946.82	500,000.00	562,015.00	5.000	1.155	1.171	03/01/2023	973
68609BSH1	39791	OREGON ST	08/30/2019	575,510.55	500,000.00	587,690.00	5.000	0.948	0.961	05/01/2024	1,400
68609TJY5	39873	OREGON ST	09/23/2019	206,760.66	200,000.00	208,722.00	5.000	1.242	1.260	06/01/2021	335
882723RA9	40026	TEXAS STATE REFUNDING	11/08/2019	552,053.92	500,000.00	564,490.00	5.000	1.114	1.130	04/01/2023	1,004
917542UG5	40033	UTAH ST	11/12/2019	556,392.67	500,000.00	570,170.00	5.000	1.134	1.150	07/01/2023	1,095
9242582V7	39794	VERMONT ST	08/30/2019	551,832.80	500,000.00	561,570.00	5.000	0.956	0.970	02/15/2023	959
93974CC65	37524	WASHINGTON ST	03/08/2017	517,559.56	500,000.00	523,690.00	5.000	1.352	1.371	07/01/2021	365
93974DM70	40027	WASHINGTON ST	11/08/2019	633,427.89	550,000.00	651,920.50	5.000	1.154	1.170	08/01/2024	1,492

Fund SJE - SAN JOSE- EVERGREEN
Investments by Fund
June 30, 2020

CUSIP	Investment #	Issuer	Purchase Date	Book Value	Par Value	Market Value	Current Rate	YTM 360	YTM 365	Maturity Date	Days To Maturity
Municipal Bonds											
97705MFT7	37717	WISCONSIN STATE	03/29/2017	529,143.40	500,000.00	543,060.00	5.000	1.647	1.670	05/01/2022	669
956553XU0	40032	West Virginia State	11/12/2019	626,120.06	565,000.00	641,094.20	5.000	1.183	1.200	06/01/2023	1,065
		Subtotal and Average		**16,631,826.39**	**15,405,000.00**	**16,933,159.35**		**1.192**	**1.208**		**802**
Money Market - Tax Exempt											
SYS33615	33615	Dreyfus Tax Exempt Inst	09/25/2012	4,241,655.71	4,241,655.71	4,241,655.71	0.010	0.009	0.010		1
		Subtotal and Average		**4,241,655.71**	**4,241,655.71**	**4,241,655.71**		**0.010**	**0.010**		**1**
		Total Investments and Average		**20,873,482.10**	**19,646,655.71**	**21,174,815.06**		**0.952**	**0.965**		**639**

SANTA CLARA COUNTY INVESTMENTS
Transaction Activity Report
April 1, 2020 - June 30, 2020
Sorted by Transaction Date - Transaction Date
COMMINGLED POOL Fund

Investment #	Fund	CUSIP	Inv Descrip	TransactionType	TransactionDate	Issuer	New Principal	Principal Paydowns	Interest	Total Cash
40433	COMM	SYS40433	BCREPO 0.01% MAT	Purchase	04/01/2020	BARCLAYS CAPITAL	200,000,000.00			**-200,000,000.00**
36313	COMM	13063CSQ4	CALIFORNIA ST FOR	Redemption	04/01/2020	CALIFORNIA ST		10,220,000.00		**10,220,000.00**
38341	COMM	3133EGNK7	FEDERAL FARM CR	Redemption	04/01/2020	FFCB NOTES		4,365,761.50		**4,365,761.50**
38341	COMM	3133EGNK7	FEDERAL FARM CR	Cap G/L	04/01/2020	FFCB NOTES		84,238.50		**84,238.50**
40417	COMM	1247P2D19	CAFCO DISC NOTE	Redemption	04/01/2020	CORPORATE		40,000,000.00		**40,000,000.00**
36313	COMM	13063CSQ4	CALIFORNIA ST FOR	Interest	04/01/2020	CALIFORNIA ST			91,980.00	**91,980.00**
36731	COMM	13063CP87	CALIFORNIA ST FOR	Interest	04/01/2020	CALIFORNIA ST			112,500.00	**112,500.00**
37523	COMM	65887PHS7	NORTH DAKOTA	Interest	04/01/2020	North Dakota State F			12,500.00	**12,500.00**
38341	COMM	3133EGNK7	FEDERAL FARM CR	Interest	04/01/2020	FFCB NOTES			10,442.66	**10,442.66**
40391	COMM	31422BWJ5	FEDERAL AGRIC	Interest	04/01/2020	FARMER MAC			2,150.00	**2,150.00**
		Totals for 04/01/2020					**200,000,000.00**	**54,670,000.00**	**229,572.66**	**-145,100,427.34**
40434	COMM	SYS40434	BCREPO 0.01% MAT	Purchase	04/02/2020	BARCLAYS CAPITAL	200,000,000.00			**-200,000,000.00**
40433	COMM	SYS40433	BCREPO 0.01% MAT	Redemption	04/02/2020	BARCLAYS CAPITAL		200,000,000.00		**200,000,000.00**
39904	COMM	3134GUFC9	FEDERAL HOME LN	Interest	04/02/2020	FHLMC NOTES			250,000.00	**250,000.00**
40433	COMM	SYS40433	BCREPO 0.01% MAT	Interest	04/02/2020	BARCLAYS CAPITAL			55.55	**55.55**
34292	COMM	SYS34292	MSTI 0.%	Interest	04/02/2020	MORGAN STANLEY			83,120.02	**83,120.02**
34292	COMM	SYS34292	MSTI 0.%	Purchase	04/02/2020	MORGAN STANLEY	83,120.02			**-83,120.02**
37590	COMM	SYS37590	JPM TE 0.44%	Interest	04/02/2020	JP MORGAN US			210,296.16	**210,296.16**
37590	COMM	SYS37590	JPM TE 0.44%	Purchase	04/02/2020	JP MORGAN US	210,296.16			**-210,296.16**
		Totals for 04/02/2020					**200,293,416.18**	**200,000,000.00**	**543,471.73**	**250,055.55**
40435	COMM	SYS40435	BCREPO 0.01% MAT	Purchase	04/03/2020	BARCLAYS CAPITAL	200,000,000.00			**-200,000,000.00**
40434	COMM	SYS40434	BCREPO 0.01% MAT	Redemption	04/03/2020	BARCLAYS CAPITAL		200,000,000.00		**200,000,000.00**
40434	COMM	SYS40434	BCREPO 0.01% MAT	Interest	04/03/2020	BARCLAYS CAPITAL			55.55	**55.55**
		Totals for 04/03/2020					**200,000,000.00**	**200,000,000.00**	**55.55**	**55.55**
40436	COMM	SYS40436	BCREPO 0.01% MAT	Purchase	04/06/2020	BARCLAYS CAPITAL	200,000,000.00			**-200,000,000.00**
37590	COMM	SYS37590	JPM TE 0.44%	Purchase	04/06/2020	JP MORGAN US	50,000,000.00			**-50,000,000.00**
36679	COMM	3130A7PU3	FEDERAL HOME	Redemption	04/06/2020	FHLB NOTES		10,000,000.00		**10,000,000.00**
37639	COMM	3133EHEZ2	FEDERAL FARM CR	Redemption	04/06/2020	FFCB NOTES		15,000,000.00		**15,000,000.00**
40435	COMM	SYS40435	BCREPO 0.01% MAT	Redemption	04/06/2020	BARCLAYS CAPITAL		200,000,000.00		**200,000,000.00**
36679	COMM	3130A7PU3	FEDERAL HOME	Interest	04/06/2020	FHLB NOTES			60,000.00	**60,000.00**
37639	COMM	3133EHEZ2	FEDERAL FARM CR	Interest	04/06/2020	FFCB NOTES			120,000.00	**120,000.00**
37783	COMM	3135G0T45	FEDERAL NATL MTG	Interest	04/06/2020	FNMA NOTES			375,000.00	**375,000.00**
38163	COMM	3135G0T78	FEDERAL NATL MTG	Interest	04/06/2020	FNMA NOTES			50,000.00	**50,000.00**

Investment #	Fund	CUSIP	Inv Descrip	TransactionType	TransactionDate	Issuer	New Principal	Principal Paydowns	Interest	Total Cash
38389	COMM	3130ACK52	FEDERAL HOME	Interest	04/06/2020	FHLB NOTES			212,500.00	**212,500.00**
40435	COMM	SYS40435	BCREPO 0.01% MAT	Interest	04/06/2020	BARCLAYS CAPITAL			166.67	**166.67**
		Totals for 04/06/2020					**250,000,000.00**	**225,000,000.00**	**817,666.67**	**-24,182,333.33**
40437	COMM	SYS40437	BCREPO 0.001%	Purchase	04/07/2020	BARCLAYS CAPITAL	200,000,000.00			**-200,000,000.00**
40441	COMM	06417MJA4	BNSHOU 1.15% MAT	Purchase	04/07/2020	BANK OF NOVA	45,000,000.00			**-45,000,000.00**
40439	COMM	22549LZ24	CRSNY 1.25% MAT	Purchase	04/07/2020	Credit Suisse NY	50,000,000.00			**-50,000,000.00**
40440	COMM	43851TH41	H DISC NOTE MAT	Purchase	04/07/2020	HONEYWELL	49,763,652.78			**-49,763,652.78**
40438	COMM	90275DLL2	UBS AG STAMFORD	Purchase	04/07/2020	UBS AMERICA	50,000,000.00			**-50,000,000.00**
37590	COMM	SYS37590	JPM TE 0.44%	Purchase	04/07/2020	JP MORGAN US	50,000,000.00			**-50,000,000.00**
40436	COMM	SYS40436	BCREPO 0.01% MAT	Redemption	04/07/2020	BARCLAYS CAPITAL		200,000,000.00		**200,000,000.00**
40436	COMM	SYS40436	BCREPO 0.01% MAT	Interest	04/07/2020	BARCLAYS CAPITAL			55.56	**55.56**
		Totals for 04/07/2020					**444,763,652.78**	**200,000,000.00**	**55.56**	**-244,763,597.22**
40442	COMM	SYS40442	BCREPO 0.01% MAT	Purchase	04/08/2020	BARCLAYS CAPITAL	200,000,000.00			**-200,000,000.00**
40445	COMM	3133ELVX9	FEDERAL FARM CR	Purchase	04/08/2020	FFCB NOTES	15,000,000.00			**-15,000,000.00**
40446	COMM	3133ELVV3	FEDERAL FARM CR	Purchase	04/08/2020	FFCB NOTES	15,000,000.00			**-15,000,000.00**
40443	COMM	63763PGH6	NSCCPP DISC NOTE	Purchase	04/08/2020	NATL SEC	49,902,777.78			**-49,902,777.78**
40444	COMM	2546R2J15	WALTPP DISC NOTE	Purchase	04/08/2020	Walt Disney Company	24,802,291.67			**-24,802,291.67**
37590	COMM	SYS37590	JPM TE 0.44%	Purchase	04/08/2020	JP MORGAN US	50,000,000.00			**-50,000,000.00**
38326	COMM	3133EGG82	FEDERAL FARM CR	Redemption	04/08/2020	FFCB NOTES		1,942,780.00		**1,942,780.00**
38326	COMM	3133EGG82	FEDERAL FARM CR	Cap G/L	04/08/2020	FFCB NOTES		57,220.00		**57,220.00**
40437	COMM	SYS40437	BCREPO 0.001%	Redemption	04/08/2020	BARCLAYS CAPITAL		200,000,000.00		**200,000,000.00**
38326	COMM	3133EGG82	FEDERAL FARM CR	Interest	04/08/2020	FFCB NOTES			12,075.55	**12,075.55**
40437	COMM	SYS40437	BCREPO 0.001%	Interest	04/08/2020	BARCLAYS CAPITAL			55.56	**55.56**
		Totals for 04/08/2020					**354,705,069.45**	**202,000,000.00**	**12,131.11**	**-152,692,938.34**
40447	COMM	SYS40447	BCREPO 0.01% MAT	Purchase	04/09/2020	BARCLAYS CAPITAL	200,000,000.00			**-200,000,000.00**
40448	COMM	14178LJ43	CARGIL DISC NOTE	Purchase	04/09/2020	CARGILL INC	18,898,455.56			**-18,898,455.56**
40449	COMM	14178LK58	CARGIL DISC NOTE	Purchase	04/09/2020	CARGILL INC	19,865,750.00			**-19,865,750.00**
40450	COMM	31315KM98	FRMDN ZERO CPN	Purchase	04/09/2020	FARMER MAC	59,903,400.00			**-59,903,400.00**
40451	COMM	43851TN44	H ZERO CPN MAT	Purchase	04/09/2020	HONEYWELL	49,475,000.00			**-49,475,000.00**
40452	COMM	55380TCG3	MUFG 1.18% MAT	Purchase	04/09/2020	MUFG Mitsubishi	50,000,000.00			**-50,000,000.00**
40442	COMM	SYS40442	BCREPO 0.01% MAT	Redemption	04/09/2020	BARCLAYS CAPITAL		200,000,000.00		**200,000,000.00**
40442	COMM	SYS40442	BCREPO 0.01% MAT	Interest	04/09/2020	BARCLAYS CAPITAL			55.57	**55.57**
		Totals for 04/09/2020					**398,142,605.56**	**200,000,000.00**	**55.57**	**-198,142,549.99**
40453	COMM	SYS40453	BCREPO 0.01% MAT	Purchase	04/13/2020	BARCLAYS CAPITAL	200,000,000.00			**-200,000,000.00**
40455	COMM	14178LKK5	CARGIL ZERO CPN	Purchase	04/13/2020	CARGILL INC	14,889,750.00			**-14,889,750.00**
40454	COMM	166764AB6	CHEVRON CORP	Purchase	04/13/2020	CHEVRON CORP.	23,911,520.83			**-23,911,520.83**
37590	COMM	SYS37590	JPM TE 0.44%	Purchase	04/13/2020	JP MORGAN US	100,000,000.00			**-100,000,000.00**
36866	COMM	3133EGKA2	FEDERAL FARM CR	Redemption	04/13/2020	FFCB NOTES		20,000,000.00		**20,000,000.00**

Investment #	Fund	CUSIP	Inv Descrip	TransactionType	TransactionDate	Issuer	New Principal	Principal Paydowns	Interest	Total Cash
37665	COMM	3133EHFL2	FEDERAL FARM CR	Redemption	04/13/2020	FFCB NOTES		15,000,000.00		**15,000,000.00**
37666	COMM	3133EHFL2	FEDERAL FARM CR	Redemption	04/13/2020	FFCB NOTES		10,000,000.00		**10,000,000.00**
37667	COMM	3133EHFL2	FEDERAL FARM CR	Redemption	04/13/2020	FFCB NOTES		10,000,000.00		**10,000,000.00**
38342	COMM	3133EGAH8	FEDERAL FARM CR	Redemption	04/13/2020	FFCB NOTES		10,654,672.50		**10,654,672.50**
38342	COMM	3133EGAH8	FEDERAL FARM CR	Cap G/L	04/13/2020	FFCB NOTES		220,327.50		**220,327.50**
39206	COMM	3133EGXA8	FEDERAL FARM CR	Redemption	04/13/2020	FFCB NOTES		17,377,406.80		**17,377,406.80**
39206	COMM	3133EGXA8	FEDERAL FARM CR	Cap G/L	04/13/2020	FFCB NOTES		642,593.20		**642,593.20**
40447	COMM	SYS40447	BCREPO 0.01% MAT	Redemption	04/13/2020	BARCLAYS CAPITAL		200,000,000.00		**200,000,000.00**
36866	COMM	3133EGKA2	FEDERAL FARM CR	Interest	04/13/2020	FFCB NOTES			80,833.32	**80,833.32**
37665	COMM	3133EHFL2	FEDERAL FARM CR	Interest	04/13/2020	FFCB NOTES			116,250.00	**116,250.00**
37666	COMM	3133EHFL2	FEDERAL FARM CR	Interest	04/13/2020	FFCB NOTES			77,500.00	**77,500.00**
37667	COMM	3133EHFL2	FEDERAL FARM CR	Interest	04/13/2020	FFCB NOTES			77,500.00	**77,500.00**
38342	COMM	3133EGAH8	FEDERAL FARM CR	Interest	04/13/2020	FFCB NOTES			68,361.46	**68,361.46**
39206	COMM	3133EGXA8	FEDERAL FARM CR	Interest	04/13/2020	FFCB NOTES			85,730.15	**85,730.15**
39439	COMM	89236TFX8	TOYOTA MOTOR	Interest	04/13/2020	TOYOTA MOTOR			331,250.00	**331,250.00**
39452	COMM	89236TFX8	TOYOTA MOTOR	Interest	04/13/2020	TOYOTA MOTOR			198,750.00	**198,750.00**
40447	COMM	SYS40447	BCREPO 0.01% MAT	Interest	04/13/2020	BARCLAYS CAPITAL			222.23	**222.23**
		Totals for 04/13/2020					**338,801,270.83**	**283,895,000.00**	**1,036,397.16**	**-53,869,873.67**
40456	COMM	SYS40456	BCREPO 0.05% MAT	Purchase	04/14/2020	BARCLAYS CAPITAL	200,000,000.00			**-200,000,000.00**
40457	COMM	313385BE5	FHDN ZERO CPN	Purchase	04/14/2020	FHLB DISCOUNT	65,861,766.67			**-65,861,766.67**
40459	COMM	313379Q69	FEDERAL HOME	Purchase	04/14/2020	FHLB NOTES	10,451,094.44			**-10,451,094.44**
40458	COMM	71708EJE6	PFIZER DISC NOTE	Purchase	04/14/2020	PFIZER	14,942,625.00			**-14,942,625.00**
40453	COMM	SYS40453	BCREPO 0.01% MAT	Redemption	04/14/2020	BARCLAYS CAPITAL		200,000,000.00		**200,000,000.00**
40453	COMM	SYS40453	BCREPO 0.01% MAT	Interest	04/14/2020	BARCLAYS CAPITAL			55.55	**55.55**
		Totals for 04/14/2020					**291,255,486.11**	**200,000,000.00**	**55.55**	**-91,255,430.56**
40460	COMM	SYS40460	BCREPO 0.03% MAT	Purchase	04/15/2020	BARCLAYS CAPITAL	200,000,000.00			**-200,000,000.00**
40461	COMM	SYS40461	DGCXX 0.%	Purchase	04/15/2020	Dreyfus Government	100,000,000.00			**-100,000,000.00**
8506	COMM	SYS8506	LAIF 1.65%	Purchase	04/15/2020	LOCAL AGENCY	214,145.71			**-214,145.71**
37507	COMM	47787XAC1	JDOT 1.78% MAT	Redemption	04/15/2020	JOHN DEERE		146,777.64		**146,777.64**
37568	COMM	89238MAD0	TAOT 1.73% MAT	Redemption	04/15/2020	TOYOTA AUTO REC		0.02		**0.02**
40456	COMM	SYS40456	BCREPO 0.05% MAT	Redemption	04/15/2020	BARCLAYS CAPITAL		200,000,000.00		**200,000,000.00**
38317	COMM	45818WBP0	IADB 1.42917% MAT	Interest	04/15/2020	IADB			216,450.00	**216,450.00**
38324	COMM	45818WBU9	IADB 1.64203% MAT	Interest	04/15/2020	IADB			117,500.00	**117,500.00**
38385	COMM	45818WBM7	IADB 1.92152% MAT	Interest	04/15/2020	IADB			102,600.00	**102,600.00**
38506	COMM	3133EJGH6	FEDERAL FARM CR	Interest	04/15/2020	FFCB NOTES			280,600.00	**280,600.00**
38739	COMM	45818WBM7A	IADB 1.92152% MAT	Interest	04/15/2020	IADB			51,300.00	**51,300.00**
40456	COMM	SYS40456	BCREPO 0.05% MAT	Interest	04/15/2020	BARCLAYS CAPITAL			277.77	**277.77**
37507	COMM	47787XAC1	JDOT 1.78% MAT	Interest	04/15/2020	JOHN DEERE			217.75	**217.75**
37507	COMM	47787XAC1	JDOT 1.78% MAT	Redemption	04/15/2020	JOHN DEERE		20.90		**20.90**

Investment #	Fund	CUSIP	Inv Descrip	TransactionType	TransactionDate	Issuer	New Principal	Principal Paydowns	Interest	Total Cash
37507	COMM	47787XAC1	JDOT 1.78% MAT	Interest	04/15/2020	JOHN DEERE				**0.00**
37507	COMM	47787XAC1	JDOT 1.78% MAT	Redemption	04/15/2020	JOHN DEERE				**0.00**
37568	COMM	89238MAD0	TAOT 1.73% MAT	Interest	04/15/2020	TOYOTA AUTO REC			525.54	**525.54**
37568	COMM	89238MAD0	TAOT 1.73% MAT	Redemption	04/15/2020	TOYOTA AUTO REC		364,537.86		**364,537.86**
37568	COMM	89238MAD0	TAOT 1.73% MAT	Interest	04/15/2020	TOYOTA AUTO REC				**0.00**
37568	COMM	89238MAD0	TAOT 1.73% MAT	Redemption	04/15/2020	TOYOTA AUTO REC				**0.00**
37976	COMM	43811BAC8	HAROT 1.68% MAT	Interest	04/15/2020	HONDA AUTO			10,955.08	**10,955.08**
37976	COMM	43811BAC8	HAROT 1.68% MAT	Redemption	04/15/2020	HONDA AUTO		1,076,611.48		**1,076,611.48**
38137	COMM	89238KAD4	TAOT 1.93% MAT	Interest	04/15/2020	TOYOTA AUTO REC			23,197.30	**23,197.30**
38137	COMM	89238KAD4	TAOT 1.93% MAT	Redemption	04/15/2020	TOYOTA AUTO REC		1,483,620.94		**1,483,620.94**
38475	COMM	65478DAD9	NALT 2.65% MAT	Interest	04/15/2020	NISSAN AUTO			31,496.58	**31,496.58**
38475	COMM	65478DAD9	NALT 2.65% MAT	Redemption	04/15/2020	NISSAN AUTO		1,269,862.40		**1,269,862.40**
38476	COMM	47788CAC6	JDOT 2.66% MAT	Interest	04/15/2020	JOHN DEERE			11,351.27	**11,351.27**
38476	COMM	47788CAC6	JDOT 2.66% MAT	Redemption	04/15/2020	JOHN DEERE		480,898.65		**480,898.65**
38708	COMM	161571HN7	CHAIT 2.1227% MAT	Interest	04/15/2020	CHASE ISSUANCE			27,892.75	**27,892.75**
38708	COMM	161571HN7	CHAIT 2.1227% MAT	Redemption	04/15/2020	CHASE ISSUANCE		1,101,325.33		**1,101,325.33**
38958	COMM	89231PAD0	TAOT 3.18% MAT	Interest	04/15/2020	TOYOTA AUTO REC			26,500.00	**26,500.00**
38958	COMM	89231PAD0	TAOT 3.18% MAT	Redemption	04/15/2020	TOYOTA AUTO REC		293,064.23		**293,064.23**
39013	COMM	43815AAC6	HAROT 3.16% MAT	Interest	04/15/2020	HONDA AUTO			57,274.99	**57,274.99**
39013	COMM	43815AAC6	HAROT 3.16% MAT	Redemption	04/15/2020	HONDA AUTO		654,847.05		**654,847.05**
39062	COMM	05522RCZ9	BACCT 3.% MAT	Interest	04/15/2020	BANK OF AMERICA			50,350.00	**50,350.00**
39062	COMM	05522RCZ9	BACCT 3.% MAT	Redemption	04/15/2020	BANK OF AMERICA		529,248.65		**529,248.65**
39082	COMM	05522RDA3	BACCT 3.1% MAT	Interest	04/15/2020	BANK OF AMERICA			38,750.00	**38,750.00**
39082	COMM	05522RDA3	BACCT 3.1% MAT	Redemption	04/15/2020	BANK OF AMERICA		362,111.07		**362,111.07**
39190	COMM	58772TAC4	MBALT 3.1% MAT	Interest	04/15/2020	MERCEDES-BENZ			25,833.33	**25,833.33**
39190	COMM	58772TAC4	MBALT 3.1% MAT	Redemption	04/15/2020	MERCEDES-BENZ		511,938.76		**511,938.76**
39220	COMM	05522RCY2	BACCT 2.7% MAT	Interest	04/15/2020	BANK OF AMERICA			56,250.00	**56,250.00**
39220	COMM	05522RCY2	BACCT 2.7% MAT	Redemption	04/15/2020	BANK OF AMERICA		685,151.98		**685,151.98**
39320	COMM	05522RCY2	BACCT 2.7% MAT	Interest	04/15/2020	BANK OF AMERICA			45,000.00	**45,000.00**
39320	COMM	05522RCY2	BACCT 2.7% MAT	Redemption	04/15/2020	BANK OF AMERICA		549,173.39		**549,173.39**
39578	COMM	65479HAC1	NAROT 2.5% MAT	Interest	04/15/2020	Nissan Auto Receivab			41,666.66	**41,666.66**
39578	COMM	65479HAC1	NAROT 2.5% MAT	Redemption	04/15/2020	Nissan Auto Receivab		470,633.86		**470,633.86**
39586	COMM	14042WAC4	COPAR 2.51% MAT	Interest	04/15/2020	Capital One Prime Au			18,825.00	**18,825.00**
39586	COMM	14042WAC4	COPAR 2.51% MAT	Redemption	04/15/2020	Capital One Prime Au		211,754.78		**211,754.78**
39706	COMM	477870AC3	JDOT 2.21% MAT	Interest	04/15/2020	JOHN DEERE			16,114.59	**16,114.59**
39706	COMM	477870AC3	JDOT 2.21% MAT	Redemption	04/15/2020	JOHN DEERE		198,137.61		**198,137.61**
39777	COMM	43815NAC8	HAROT 1.78% MAT	Interest	04/15/2020	HONDA AUTO			10,754.16	**10,754.16**
39777	COMM	43815NAC8	HAROT 1.78% MAT	Redemption	04/15/2020	HONDA AUTO		181,144.00		**181,144.00**
39811	COMM	14041NFU0	COMET 1.72% MAT	Interest	04/15/2020	Capital One Multi Ex			50,166.66	**50,166.66**
39811	COMM	14041NFU0	COMET 1.72% MAT	Redemption	04/15/2020	Capital One Multi Ex		676,264.99		**676,264.99**

Investment #	Fund	CUSIP	Inv Descrip	TransactionType	TransactionDate	Issuer	New Principal	Principal Paydowns	Interest	Total Cash
39883	COMM	58769TAD7	MBART 1.93% MAT	Interest	04/15/2020	MERCEDES -BENZ			43,650.01	**43,650.01**
39883	COMM	58769TAD7	MBART 1.93% MAT	Redemption	04/15/2020	MERCEDES -BENZ		572,508.08		**572,508.08**
40017	COMM	44891JAC2	HART 1.94% MAT	Interest	04/15/2020	HYUNDAI AUTO			18,995.84	**18,995.84**
40017	COMM	44891JAC2	HART 1.94% MAT	Redemption	04/15/2020	HYUNDAI AUTO		250,447.96		**250,447.96**
40038	COMM	89233MAD5	TAOT 1.92% MAT	Interest	04/15/2020	TOYOTA AUTO REC			31,200.00	**31,200.00**
40038	COMM	89233MAD5	TAOT 1.92% MAT	Redemption	04/15/2020	TOYOTA AUTO REC		424,795.29		**424,795.29**
40062	COMM	58769QAC5	MBALT 2.% MAT	Interest	04/15/2020	MERCEDES-BENZ			16,666.67	**16,666.67**
40062	COMM	58769QAC5	MBALT 2.% MAT	Redemption	04/15/2020	MERCEDES-BENZ		322,644.85		**322,644.85**
40134	COMM	02007TAC9	ALLY 1.84% MAT	Interest	04/15/2020	ALLY Auto			19,933.33	**19,933.33**
40134	COMM	02007TAC9	ALLY 1.84% MAT	Redemption	04/15/2020	ALLY Auto		250,996.14		**250,996.14**
40294	COMM	41284UAD6	HDMOT 1.87% MAT	Interest	04/15/2020	Harley-Davidson Moto			15,583.33	**15,583.33**
40294	COMM	41284UAD6	HDMOT 1.87% MAT	Redemption	04/15/2020	Harley-Davidson Moto		179,166.69		**179,166.69**
40336	COMM	161571HP2	CHAIT 1.53% MAT	Interest	04/15/2020	CHASE ISSUANCE			34,425.00	**34,425.00**
40336	COMM	161571HP2	CHAIT 1.53% MAT	Redemption	04/15/2020	CHASE ISSUANCE		457,575.25		**457,575.25**
40340	COMM	14043MAC5	COPAR 1.6% MAT	Interest	04/15/2020	Capital One Prime Au			33,333.33	**33,333.33**
40340	COMM	14043MAC5	COPAR 1.6% MAT	Redemption	04/15/2020	Capital One Prime Au		438,378.45		**438,378.45**
40392	COMM	58770FAC6	MBALT 1.84% MAT	Interest	04/15/2020	MERCEDES-BENZ			45,999.99	**45,999.99**
40392	COMM	58770FAC6	MBALT 1.84% MAT	Redemption	04/15/2020	MERCEDES-BENZ		898,267.72		**898,267.72**
40392	COMM	58770FAC6	MBALT 1.84% MAT	Interest	04/15/2020	MERCEDES-BENZ			-3,066.67	**-3,066.67**
40392	COMM	58770FAC6	MBALT 1.84% MAT	Redemption	04/15/2020	MERCEDES-BENZ				**0.00**
40410	COMM	58770FAC6	MBALT 1.84% MAT	Interest	04/15/2020	MERCEDES-BENZ			9,200.00	**9,200.00**
40410	COMM	58770FAC6	MBALT 1.84% MAT	Redemption	04/15/2020	MERCEDES-BENZ		177,160.12		**177,160.12**
40410	COMM	58770FAC6	MBALT 1.84% MAT	Interest	04/15/2020	MERCEDES-BENZ			-2,453.33	**-2,453.33**
40410	COMM	58770FAC6	MBALT 1.84% MAT	Redemption	04/15/2020	MERCEDES-BENZ				**0.00**
40411	COMM	254683CH6	DCENT 3.32% MAT	Interest	04/15/2020	Discover Card Execut			41,500.01	**41,500.01**
40411	COMM	254683CH6	DCENT 3.32% MAT	Redemption	04/15/2020	Discover Card Execut		337,906.31		**337,906.31**
40411	COMM	254683CH6	DCENT 3.32% MAT	Interest	04/15/2020	Discover Card Execut			-11,066.67	**-11,066.67**
40411	COMM	254683CH6	DCENT 3.32% MAT	Redemption	04/15/2020	Discover Card Execut				**0.00**
8506	COMM	SYS8506	LAIF 1.65%	Interest	04/15/2020	LOCAL AGENCY			214,145.71	**214,145.71**
		Totals for 04/15/2020					**300,214,145.71**	**215,556,972.45**	**1,819,895.98**	**-82,837,277.28**
40463	COMM	02314PH79	AMZN DISC NOTE	Purchase	04/16/2020	Amazon	49,937,222.22			**-49,937,222.22**
40464	COMM	02314PH79	AMZN DISC NOTE	Purchase	04/16/2020	Amazon	49,937,222.22			**-49,937,222.22**
40462	COMM	SYS40462	BCREPO 0.02% MAT	Purchase	04/16/2020	BARCLAYS CAPITAL	200,000,000.00			**-200,000,000.00**
40465	COMM	05586FWT0	BNP P 0.84% MAT	Purchase	04/16/2020	BNP PARIBAS NY	50,000,000.00			**-50,000,000.00**
40467	COMM	313379RB7	FEDERAL HOME	Purchase	04/16/2020	FHLB NOTES	25,615,510.42			**-25,615,510.42**
40466	COMM	65558TWX9	NDAFNY 1.05% MAT	Purchase	04/16/2020	Nordea Bank Finland	30,000,000.00			**-30,000,000.00**
40460	COMM	SYS40460	BCREPO 0.03% MAT	Redemption	04/16/2020	BARCLAYS CAPITAL		200,000,000.00		**200,000,000.00**
40257	COMM	78012USR7	RBCNY 1.79963%	Interest	04/16/2020	Royal Bank of			35,935.45	**35,935.45**
40460	COMM	SYS40460	BCREPO 0.03% MAT	Interest	04/16/2020	BARCLAYS CAPITAL			166.67	**166.67**

Investment #	Fund	CUSIP	Inv Descrip	TransactionType	TransactionDate	Issuer	New Principal	Principal Paydowns	Interest	Total Cash
		Totals for 04/16/2020					**405,489,954.86**	**200,000,000.00**	**36,102.12**	**-205,453,852.74**
40468	COMM	SYS40468	BCREPO 0.02% MAT	Purchase	04/17/2020	BARCLAYS CAPITAL	200,000,000.00			**-200,000,000.00**
40469	COMM	3134GVKA5	FHLMC 1.2% MAT	Purchase	04/17/2020	FHLMC NOTES	30,000,000.00			**-30,000,000.00**
40470	COMM	3134GVLJ5	FHLMC 1.15% MAT	Purchase	04/17/2020	FHLMC NOTES	25,000,000.00			**-25,000,000.00**
37702	COMM	89236TDU6	TOYOTA MOTOR	Redemption	04/17/2020	TOYOTA MOTOR		5,000,000.00		**5,000,000.00**
37702	COMM	89236TDU6	TOYOTA MOTOR	Interest	04/17/2020	TOYOTA MOTOR			48,750.00	**48,750.00**
		Totals for 04/17/2020					**255,000,000.00**	**5,000,000.00**	**48,750.00**	**-249,951,250.00**
40471	COMM	SYS40471	BCREPO 0.01% MAT	Purchase	04/20/2020	BARCLAYS CAPITAL	200,000,000.00			**-200,000,000.00**
40472	COMM	3135G03K7	FEDERAL NATL MTG	Purchase	04/20/2020	FNMA NOTES	100,000,000.00			**-100,000,000.00**
40473	COMM	3135G03M3	FEDERAL NATL MTG	Purchase	04/20/2020	FNMA NOTES	50,000,000.00			**-50,000,000.00**
37835	COMM	3137EAEF2	FHLMC 1.375% MAT	Redemption	04/20/2020	FHLMC NOTES		45,000,000.00		**45,000,000.00**
40462	COMM	SYS40462	BCREPO 0.02% MAT	Redemption	04/20/2020	BARCLAYS CAPITAL		200,000,000.00		**200,000,000.00**
40468	COMM	SYS40468	BCREPO 0.02% MAT	Redemption	04/20/2020	BARCLAYS CAPITAL		200,000,000.00		**200,000,000.00**
37835	COMM	3137EAEF2	FHLMC 1.375% MAT	Interest	04/20/2020	FHLMC NOTES			309,375.00	**309,375.00**
38943	COMM	3133EJK24	FEDERAL FARM CR	Interest	04/20/2020	FFCB NOTES			225,000.00	**225,000.00**
40462	COMM	SYS40462	BCREPO 0.02% MAT	Interest	04/20/2020	BARCLAYS CAPITAL			111.11	**111.11**
40468	COMM	SYS40468	BCREPO 0.02% MAT	Interest	04/20/2020	BARCLAYS CAPITAL			333.32	**333.32**
38738	COMM	43814UAG4	HAROT 3.01% MAT	Interest	04/20/2020	HONDA AUTO			28,532.70	**28,532.70**
38738	COMM	43814UAG4	HAROT 3.01% MAT	Redemption	04/20/2020	HONDA AUTO		843,741.12		**843,741.12**
39269	COMM	43814WAC9	HAROT 2.83% MAT	Interest	04/20/2020	HONDA AUTO			32,427.08	**32,427.08**
39269	COMM	43814WAC9	HAROT 2.83% MAT	Redemption	04/20/2020	HONDA AUTO		387,732.08		**387,732.08**
39327	COMM	05586VAD4	BMWLT 3.38% MAT	Interest	04/20/2020	BMW VEHICLE			18,250.00	**18,250.00**
39327	COMM	05586VAD4	BMWLT 3.38% MAT	Redemption	04/20/2020	BMW VEHICLE		257,169.93		**257,169.93**
39612	COMM	92349GAA9	VERIZON OWNER	Interest	04/20/2020	VERIZON OWNER			67,958.35	**67,958.35**
39612	COMM	92349GAA9	VERIZON OWNER	Redemption	04/20/2020	VERIZON OWNER		796,803.31		**796,803.31**
39913	COMM	92867XAD8	VWALT 1.99% MAT	Interest	04/20/2020	Volkswagen Auto			17,412.50	**17,412.50**
39913	COMM	92867XAD8	VWALT 1.99% MAT	Redemption	04/20/2020	Volkswagen Auto		320,060.26		**320,060.26**
39920	COMM	92348AAA3	VZOT 1.94% MAT	Interest	04/20/2020	VERIZON OWNER			38,800.01	**38,800.01**
39920	COMM	92348AAA3	VZOT 1.94% MAT	Redemption	04/20/2020	VERIZON OWNER		494,668.85		**494,668.85**
40341	COMM	36259KAD9	GMALT 1.67% MAT	Interest	04/20/2020	GM Fin'cl Auto Leasi			6,958.34	**6,958.34**
40341	COMM	36259KAD9	GMALT 1.67% MAT	Redemption	04/20/2020	GM Fin'cl Auto Leasi		149,774.77		**149,774.77**
40416	COMM	92868LAD3	VALET 3.02% MAT	Interest	04/20/2020	VOLKSWAGEN			50,333.34	**50,333.34**
40416	COMM	92868LAD3	VALET 3.02% MAT	Redemption	04/20/2020	VOLKSWAGEN		648,640.21		**648,640.21**
40416	COMM	92868LAD3	VALET 3.02% MAT	Interest	04/20/2020	VOLKSWAGEN			-6,711.11	**-6,711.11**
40416	COMM	92868LAD3	VALET 3.02% MAT	Redemption	04/20/2020	VOLKSWAGEN				**0.00**
		Totals for 04/20/2020					**350,000,000.00**	**448,898,590.53**	**788,780.64**	**99,687,371.17**
40474	COMM	SYS40474	BCREPO 0.01% MAT	Purchase	04/21/2020	BARCLAYS CAPITAL	200,000,000.00			**-200,000,000.00**
40475	COMM	3134GVMA3	FEDERAL HOME LN	Purchase	04/21/2020	FHLMC NOTES	40,000,000.00			**-40,000,000.00**
40476	COMM	3134GVMA3	FEDERAL HOME LN	Purchase	04/21/2020	FHLMC NOTES	40,000,000.00			**-40,000,000.00**

Investment #	Fund	CUSIP	Inv Descrip	TransactionType	TransactionDate	Issuer	New Principal	Principal Paydowns	Interest	Total Cash
40477	COMM	90327QD48	USAA CAP CORP	Purchase	04/21/2020	USAA CAPITAL	2,496,900.00			**-2,496,900.00**
40471	COMM	SYS40471	BCREPO 0.01% MAT	Redemption	04/21/2020	BARCLAYS CAPITAL		200,000,000.00		**200,000,000.00**
40471	COMM	SYS40471	BCREPO 0.01% MAT	Interest	04/21/2020	BARCLAYS CAPITAL			55.57	**55.57**
37615	COMM	43814TAC6	HAROT 1.72% MAT	Interest	04/21/2020	HONDA AUTO			3,917.91	**3,917.91**
37615	COMM	43814TAC6	HAROT 1.72% MAT	Redemption	04/21/2020	HONDA AUTO		517,883.03		**517,883.03**
39582	COMM	43815MAC0	HAROT 2.52% MAT	Interest	04/21/2020	HONDA AUTO			35,700.00	**35,700.00**
39582	COMM	43815MAC0	HAROT 2.52% MAT	Redemption	04/21/2020	HONDA AUTO		449,441.44		**449,441.44**
40346	COMM	43813RAC1	HAROT 1.61% MAT	Interest	04/21/2020	HONDA AUTO			22,137.51	**22,137.51**
40346	COMM	43813RAC1	HAROT 1.61% MAT	Redemption	04/21/2020	HONDA AUTO		331,349.25		**331,349.25**
		Totals for 04/21/2020					**282,496,900.00**	**201,298,673.72**	**61,810.99**	**-81,136,415.29**
40478	COMM	SYS40478	BCREPO 0.01% MAT	Purchase	04/22/2020	BARCLAYS CAPITAL	200,000,000.00			**-200,000,000.00**
40474	COMM	SYS40474	BCREPO 0.01% MAT	Redemption	04/22/2020	BARCLAYS CAPITAL		200,000,000.00		**200,000,000.00**
40474	COMM	SYS40474	BCREPO 0.01% MAT	Interest	04/22/2020	BARCLAYS CAPITAL			55.56	**55.56**
		Totals for 04/22/2020					**200,000,000.00**	**200,000,000.00**	**55.56**	**55.56**
40479	COMM	SYS40479	BCREPO 0.01% MAT	Purchase	04/23/2020	BARCLAYS CAPITAL	200,000,000.00			**-200,000,000.00**
40481	COMM	917542WF5	UTAH ST, GO BDS	Purchase	04/23/2020	UTAH ST	3,415,163.33			**-3,415,163.33**
40478	COMM	SYS40478	BCREPO 0.01% MAT	Redemption	04/23/2020	BARCLAYS CAPITAL		200,000,000.00		**200,000,000.00**
40478	COMM	SYS40478	BCREPO 0.01% MAT	Interest	04/23/2020	BARCLAYS CAPITAL			55.56	**55.56**
		Totals for 04/23/2020					**203,415,163.33**	**200,000,000.00**	**55.56**	**-3,415,107.77**
40480	COMM	SYS40480	BCREPO 0.02% MAT	Purchase	04/24/2020	BARCLAYS CAPITAL	200,000,000.00			**-200,000,000.00**
40479	COMM	SYS40479	BCREPO 0.01% MAT	Redemption	04/24/2020	BARCLAYS CAPITAL		200,000,000.00		**200,000,000.00**
40479	COMM	SYS40479	BCREPO 0.01% MAT	Interest	04/24/2020	BARCLAYS CAPITAL			55.54	**55.54**
		Totals for 04/24/2020					**200,000,000.00**	**200,000,000.00**	**55.54**	**55.54**
40482	COMM	SYS40482	BCREPO 0.02% MAT	Purchase	04/27/2020	BARCLAYS CAPITAL	200,000,000.00			**-200,000,000.00**
40484	COMM	3133ELXM1	FEDERAL FARM CR	Purchase	04/27/2020	FFCB NOTES	29,988,600.00			**-29,988,600.00**
40483	COMM	3134GVMN5	FEDERAL HOME LN	Purchase	04/27/2020	FHLMC NOTES	10,000,000.00			**-10,000,000.00**
37696	COMM	3134GBEF5	FEDERAL HOME LN	Redemption	04/27/2020	FHLMC NOTES		3,640,000.00		**3,640,000.00**
39014	COMM	3130A8R54	FEDERAL HOME	Redemption	04/27/2020	FHLB NOTES		4,710,050.00		**4,710,050.00**
39014	COMM	3130A8R54	FEDERAL HOME	Cap G/L	04/27/2020	FHLB NOTES		289,950.00		**289,950.00**
40480	COMM	SYS40480	BCREPO 0.02% MAT	Redemption	04/27/2020	BARCLAYS CAPITAL		200,000,000.00		**200,000,000.00**
37641	COMM	3130AB3T1	FEDERAL HOME	Interest	04/27/2020	FHLB NOTES			175,000.00	**175,000.00**
37696	COMM	3134GBEF5	FEDERAL HOME LN	Interest	04/27/2020	FHLMC NOTES			30,940.00	**30,940.00**
38081	COMM	3133EHJ95	FEDERAL FARM CR	Interest	04/27/2020	FFCB NOTES			87,500.00	**87,500.00**
38082	COMM	3133EHJ95	FEDERAL FARM CR	Interest	04/27/2020	FFCB NOTES			43,750.00	**43,750.00**
38529	COMM	191216BT6	KOPP 1.875% MAT	Interest	04/27/2020	Coca-Cola Co			70,312.50	**70,312.50**
38921	COMM	3130AFA72	FEDERAL HOME	Interest	04/27/2020	FHLB NOTES			195,000.00	**195,000.00**
39014	COMM	3130A8R54	FEDERAL HOME	Interest	04/27/2020	FHLB NOTES			22,250.00	**22,250.00**
40480	COMM	SYS40480	BCREPO 0.02% MAT	Interest	04/27/2020	BARCLAYS CAPITAL			333.34	**333.34**

Investment #	Fund	CUSIP	Inv Descrip	TransactionType	TransactionDate	Issuer	New Principal	Principal Paydowns	Interest	Total Cash
38387	COMM	3137AYCE9		Interest	04/27/2020	FHLMC Multi-Family			44,700.00	**44,700.00**
38387	COMM	3137AYCE9		Redemption	04/27/2020	FHLMC Multi-Family		708,891.59		**708,891.59**
38391	COMM	3137AYCE9		Interest	04/27/2020	FHLMC Multi-Family			16,762.50	**16,762.50**
38391	COMM	3137AYCE9		Redemption	04/27/2020	FHLMC Multi-Family		265,700.82		**265,700.82**
38412	COMM	09659QAD9	BMWOT 2.35% MAT	Interest	04/27/2020	BMW VEHICLE			39,299.84	**39,299.84**
38412	COMM	09659QAD9	BMWOT 2.35% MAT	Redemption	04/27/2020	BMW VEHICLE		2,073,872.51		**2,073,872.51**
38465	COMM	3137AWQH1	FHLMCM 2.307%	Interest	04/27/2020	FHLMC Multi-Family			10,727.55	**10,727.55**
38465	COMM	3137AWQH1	FHLMCM 2.307%	Redemption	04/27/2020	FHLMC Multi-Family		204,168.20		**204,168.20**
38477	COMM	3138LAYM5	FHLMCM 2.55% MAT	Interest	04/27/2020	FNMA Multi-Family			7,586.58	**7,586.58**
38477	COMM	3138LAYM5	FHLMCM 2.55% MAT	Redemption	04/27/2020	FNMA Multi-Family		5,787.90		**5,787.90**
38643	COMM	3137B36J2	FHLMCM 3.32% MAT	Interest	04/27/2020	FHLMC Multi-Family			55,333.33	**55,333.33**
38643	COMM	3137B36J2	FHLMCM 3.32% MAT	Redemption	04/27/2020	FHLMC Multi-Family		640,119.09		**640,119.09**
38664	COMM	3136B1XP4	FNMAM 3.56% MAT	Interest	04/27/2020	FNMA Multi-Family			8,322.97	**8,322.97**
38664	COMM	3136B1XP4	FNMAM 3.56% MAT	Redemption	04/27/2020	FNMA Multi-Family		43,987.63		**43,987.63**
38665	COMM	3136B1XP4	FNMAM 3.56% MAT	Interest	04/27/2020	FNMA Multi-Family			8,322.97	**8,322.97**
38665	COMM	3136B1XP4	FNMAM 3.56% MAT	Redemption	04/27/2020	FNMA Multi-Family		43,987.63		**43,987.63**
38666	COMM	3137AYCE9		Interest	04/27/2020	FHLMC Multi-Family			26,250.08	**26,250.08**
38666	COMM	3137AYCE9		Redemption	04/27/2020	FHLMC Multi-Family		408,536.33		**408,536.33**
38744	COMM	3137AYCE9		Interest	04/27/2020	FHLMC Multi-Family			44,700.00	**44,700.00**
38744	COMM	3137AYCE9		Redemption	04/27/2020	FHLMC Multi-Family		695,924.30		**695,924.30**
38854	COMM	3137B4WB8	FHLMCM 3.06% MAT	Interest	04/27/2020	FHLMC Multi-Family			12,176.25	**12,176.25**
38854	COMM	3137B4WB8	FHLMCM 3.06% MAT	Redemption	04/27/2020	FHLMC Multi-Family		134,429.26		**134,429.26**
38864	COMM	3137B5JM6	FHLMCM 3.531%	Interest	04/27/2020	FHLMC Multi-Family			29,425.00	**29,425.00**
38864	COMM	3137B5JM6	FHLMCM 3.531%	Redemption	04/27/2020	FHLMC Multi-Family		283,899.46		**283,899.46**
38945	COMM	3137B3NA2	FHLMC REMIC	Interest	04/27/2020	FHLMC Multi-Family			28,723.99	**28,723.99**
38945	COMM	3137B3NA2	FHLMC REMIC	Redemption	04/27/2020	FHLMC Multi-Family		318,542.20		**318,542.20**
39026	COMM	3137B5KW2	FHLMCM 3.458%	Interest	04/27/2020	FHLMC Multi-Family			28,816.67	**28,816.67**
39026	COMM	3137B5KW2	FHLMCM 3.458%	Redemption	04/27/2020	FHLMC Multi-Family		277,127.84		**277,127.84**
39150	COMM	31381TYT1	FNMAM 2.75% MAT	Interest	04/27/2020	FNMA Multi-Family			69,231.13	**69,231.13**
39150	COMM	31381TYT1	FNMAM 2.75% MAT	Redemption	04/27/2020	FNMA Multi-Family		62,925.93		**62,925.93**
39158	COMM	31381RZ23	FNMAM 3.84% MAT	Interest	04/27/2020	FNMA Multi-Family			46,974.86	**46,974.86**
39158	COMM	31381RZ23	FNMAM 3.84% MAT	Redemption	04/27/2020	FNMA Multi-Family		26,880.81		**26,880.81**
39218	COMM	31381RLL6	FNMAM 3.84% MAT	Interest	04/27/2020	FNMA Multi-Family			38,473.19	**38,473.19**
39218	COMM	31381RLL6	FNMAM 3.84% MAT	Redemption	04/27/2020	FNMA Multi-Family		20,421.96		**20,421.96**
39219	COMM	31381RLL6	FNMAM 3.84% MAT	Interest	04/27/2020	FNMA Multi-Family			6,422.06	**6,422.06**
39219	COMM	31381RLL6	FNMAM 3.84% MAT	Redemption	04/27/2020	FNMA Multi-Family		3,408.90		**3,408.90**
39295	COMM	3137B04Y7	FHLMCM 2.615%	Interest	04/27/2020	FHLMC Multi-Family			58,837.50	**58,837.50**
39295	COMM	3137B04Y7	FHLMCM 2.615%	Redemption	04/27/2020	FHLMC Multi-Family		870,303.26		**870,303.26**
39319	COMM	3138LGKH8	FNMAM 2.47% MAT	Interest	04/27/2020	FNMA Multi-Family			53,173.61	**53,173.61**
39319	COMM	3138LGKH8	FNMAM 2.47% MAT	Redemption	04/27/2020	FNMA Multi-Family		634,549.13		**634,549.13**

Investment #	Fund	CUSIP	Inv Descrip	TransactionType	TransactionDate	Issuer	New Principal	Principal Paydowns	Interest	Total Cash
39342	COMM	3137BQR90	FHLMCM 2.272%	Interest	04/27/2020	FHLMC Multi-Family			44,304.00	**44,304.00**
39342	COMM	3137BQR90	FHLMCM 2.272%	Redemption	04/27/2020	FHLMC Multi-Family		752,371.59		**752,371.59**
39457	COMM	3138EKX67	FNMAM 2.537% MAT	Interest	04/27/2020	FNMA Multi-Family			154,461.97	**154,461.97**
39457	COMM	3138EKX67	FNMAM 2.537% MAT	Redemption	04/27/2020	FNMA Multi-Family		4,640,499.36		**4,640,499.36**
39587	COMM	3138LEYD7	FNMAM 1.97% MAT	Interest	04/27/2020	FNMA Multi-Family			31,618.86	**31,618.86**
39587	COMM	3138LEYD7	FNMAM 1.97% MAT	Redemption	04/27/2020	FNMA Multi-Family		30,672.07		**30,672.07**
39609	COMM	3138LGFF8	FNMAM 2.15% MAT	Interest	04/27/2020	FNMA Multi-Family			9,256.94	**9,256.94**
39609	COMM	3138LGFF8	FNMAM 2.15% MAT	Redemption	04/27/2020	FNMA Multi-Family		128,956.39		**128,956.39**
39632	COMM	3138L2BU0	FNMAM 2.31% MAT	Interest	04/27/2020	FNMA Multi-Family			13,406.05	**13,406.05**
39632	COMM	3138L2BU0	FNMAM 2.31% MAT	Redemption	04/27/2020	FNMA Multi-Family		12,939.68		**12,939.68**
39654	COMM	3137BP4J5	FNMAM 2.446% MAT	Interest	04/27/2020	FHLMC Multi-Family			43,066.72	**43,066.72**
39654	COMM	3137BP4J5	FNMAM 2.446% MAT	Redemption	04/27/2020	FHLMC Multi-Family		246,791.36		**246,791.36**
39721	COMM	3137BQR90-A	FHLMCM 2.272%	Interest	04/27/2020	FHLMC Multi-Family			6,778.13	**6,778.13**
39721	COMM	3137BQR90-A	FHLMCM 2.272%	Redemption	04/27/2020	FHLMC Multi-Family		117,294.36		**117,294.36**
39734	COMM	3138L0U90	FNMAM 2.59% MAT	Interest	04/27/2020	FNMA Multi-Family			11,151.39	**11,151.39**
39734	COMM	3138L0U90	FNMAM 2.59% MAT	Redemption	04/27/2020	FNMA Multi-Family		189,596.85		**189,596.85**
39735	COMM	31381VBJ3	FNMAM 2.83% MAT	Interest	04/27/2020	FNMA Multi-Family			12,196.14	**12,196.14**
39735	COMM	31381VBJ3	FNMAM 2.83% MAT	Redemption	04/27/2020	FNMA Multi-Family		11,946.48		**11,946.48**
39844	COMM	3138L0RM5	FNMAM 2.135% MAT	Interest	04/27/2020	FNMA Multi-Family			16,105.88	**16,105.88**
39844	COMM	3138L0RM5	FNMAM 2.135% MAT	Redemption	04/27/2020	FNMA Multi-Family		20,772.96		**20,772.96**
39861	COMM	05588CAC6	BMWOT 1.92% MAT	Interest	04/27/2020	BMW VEHICLE			27,600.00	**27,600.00**
39861	COMM	05588CAC6	BMWOT 1.92% MAT	Redemption	04/27/2020	BMW VEHICLE		381,448.40		**381,448.40**
40056	COMM	3136A9MN5	FNMAM 2.301% MAT	Interest	04/27/2020	FNMA Multi-Family			19,364.81	**19,364.81**
40056	COMM	3136A9MN5	FNMAM 2.301% MAT	Redemption	04/27/2020	FNMA Multi-Family		20,865.40		**20,865.40**
40293	COMM	3138L0RC7	FNMAM 2.35% MAT	Interest	04/27/2020	FNMA Multi-Family			13,592.46	**13,592.46**
40293	COMM	3138L0RC7	FNMAM 2.35% MAT	Redemption	04/27/2020	FNMA Multi-Family		13,120.35		**13,120.35**
40385	COMM	3137BUWM6	FHLMCM 2.932%	Interest	04/27/2020	FHLMC Multi-Family			39,314.14	**39,314.14**
40385	COMM	3137BUWM6	FHLMCM 2.932%	Redemption	04/27/2020	FHLMC Multi-Family		22,654.12		**22,654.12**
40385	COMM	3137BUWM6	FHLMCM 2.932%	Interest	04/27/2020	FHLMC Multi-Family			-19,657.07	**-19,657.07**
40385	COMM	3137BUWM6	FHLMCM 2.932%	Redemption	04/27/2020	FHLMC Multi-Family				**0.00**
40390	COMM	3137BHCY1	FHLMCM 2.811%	Interest	04/27/2020	FHLMC Multi-Family			24,807.08	**24,807.08**
40390	COMM	3137BHCY1	FHLMCM 2.811%	Redemption	04/27/2020	FHLMC Multi-Family		236,669.06		**236,669.06**
40390	COMM	3137BHCY1	FHLMCM 2.811%	Interest	04/27/2020	FHLMC Multi-Family			-13,230.44	**-13,230.44**
40390	COMM	3137BHCY1	FHLMCM 2.811%	Redemption	04/27/2020	FHLMC Multi-Family				**0.00**
		Totals for 04/27/2020					**239,988,600.00**	**223,190,063.18**	**1,693,482.98**	**-15,105,053.84**
40485	COMM	SYS40485	BCREPO 0.01% MAT	Purchase	04/28/2020	BARCLAYS CAPITAL	200,000,000.00			**-200,000,000.00**
40482	COMM	SYS40482	BCREPO 0.02% MAT	Redemption	04/28/2020	BARCLAYS CAPITAL		200,000,000.00		**200,000,000.00**
40482	COMM	SYS40482	BCREPO 0.02% MAT	Interest	04/28/2020	BARCLAYS CAPITAL			111.10	**111.10**
		Totals for 04/28/2020					**200,000,000.00**	**200,000,000.00**	**111.10**	**111.10**

Investment #	Fund	CUSIP	Inv Descrip	TransactionType	TransactionDate	Issuer	New Principal	Principal Paydowns	Interest	Total Cash
40486	COMM	SYS40486	BCREPO 0.01% MAT	Purchase	04/29/2020	BARCLAYS CAPITAL	200,000,000.00			**-200,000,000.00**
40487	COMM	3134GVNG9	FEDERAL HOME LN	Purchase	04/29/2020	FHLMC NOTES	30,000,000.00			**-30,000,000.00**
40488	COMM	3135G04B6	FEDERAL NATL MTG	Purchase	04/29/2020	FNMA NOTES	30,000,000.00			**-30,000,000.00**
40485	COMM	SYS40485	BCREPO 0.01% MAT	Redemption	04/29/2020	BARCLAYS CAPITAL		200,000,000.00		**200,000,000.00**
38090	COMM	3134GBU83	FEDERAL HOME LN	Interest	04/29/2020	FHLMC NOTES			150,000.00	**150,000.00**
40485	COMM	SYS40485	BCREPO 0.01% MAT	Interest	04/29/2020	BARCLAYS CAPITAL			55.56	**55.56**
		Totals for 04/29/2020					**260,000,000.00**	**200,000,000.00**	**150,055.56**	**-59,849,944.44**
40489	COMM	3135G03U5	FNMA 0.625% MAT	Purchase	04/30/2020	FNMA NOTES	7,019,209.17			**-7,019,209.17**
40486	COMM	SYS40486	BCREPO 0.01% MAT	Redemption	04/30/2020	BARCLAYS CAPITAL		200,000,000.00		**200,000,000.00**
40486	COMM	SYS40486	BCREPO 0.01% MAT	Interest	04/30/2020	BARCLAYS CAPITAL			55.56	**55.56**
		Totals for 04/30/2020					**7,019,209.17**	**200,000,000.00**	**55.56**	**192,980,846.39**
40490	COMM	SYS40490	BCREPO 0.02% MAT	Purchase	05/01/2020	BARCLAYS CAPITAL	200,000,000.00			**-200,000,000.00**
40491	COMM	3134GVQE1	FEDERAL HOME LN	Purchase	05/01/2020	FHLMC NOTES	20,000,416.67			**-20,000,416.67**
40370	COMM	17325FAN8	CITINA 3.05% MAT	Redemption	05/01/2020	CITI BANK NA		45,000,000.00		**45,000,000.00**
40370	COMM	17325FAN8	CITINA 3.05% MAT	Interest	05/01/2020	CITI BANK NA			686,250.00	**686,250.00**
40370	COMM	17325FAN8	CITINA 3.05% MAT	Accr Int	05/01/2020	CITI BANK NA		495,625.00	-495,625.00	**0.00**
		Totals for 05/01/2020					**220,000,416.67**	**45,495,625.00**	**190,625.00**	**-174,314,166.67**
40492	COMM	SYS40492	BCREPO 0.04% MAT	Purchase	05/04/2020	BARCLAYS CAPITAL	200,000,000.00			**-200,000,000.00**
40490	COMM	SYS40490	BCREPO 0.02% MAT	Redemption	05/04/2020	BARCLAYS CAPITAL		200,000,000.00		**200,000,000.00**
37761	COMM	3133EHHG1	FFCB 1.75% MAT	Interest	05/04/2020	FFCB NOTES			43,750.00	**43,750.00**
37762	COMM	3133EHHG1	FFCB 1.75% MAT	Interest	05/04/2020	FFCB NOTES			87,500.00	**87,500.00**
38126	COMM	3133EHP31	FFCB 1.95% MAT	Interest	05/04/2020	FFCB NOTES			97,256.25	**97,256.25**
38524	COMM	742718EQ8	PG 1.7% MAT	Interest	05/04/2020	PROCTER &			170,000.00	**170,000.00**
38526	COMM	742718EQ8	PG 1.7% MAT	Interest	05/04/2020	PROCTER &			85,000.00	**85,000.00**
40009	COMM	3133EK4N3	FEDERAL FARM CR	Interest	05/04/2020	FFCB NOTES			225,000.00	**225,000.00**
40010	COMM	3130AHGL1	FEDERAL HOME	Interest	05/04/2020	FHLB NOTES			234,375.00	**234,375.00**
40490	COMM	SYS40490	BCREPO 0.02% MAT	Interest	05/04/2020	BARCLAYS CAPITAL			333.34	**333.34**
34292	COMM	SYS34292	MSTI 0.%	Interest	05/04/2020	MORGAN STANLEY			6.04	**6.04**
34292	COMM	SYS34292	MSTI 0.%	Purchase	05/04/2020	MORGAN STANLEY	6.04			**-6.04**
37590	COMM	SYS37590	JPM TE 0.44%	Interest	05/04/2020	JP MORGAN US			84,635.69	**84,635.69**
37590	COMM	SYS37590	JPM TE 0.44%	Purchase	05/04/2020	JP MORGAN US	84,635.69			**-84,635.69**
40461	COMM	SYS40461	DGCXX 0.%	Interest	05/04/2020	Dreyfus Government			8,525.40	**8,525.40**
40461	COMM	SYS40461	DGCXX 0.%	Purchase	05/04/2020	Dreyfus Government	8,525.40			**-8,525.40**
		Totals for 05/04/2020					**200,093,167.13**	**200,000,000.00**	**1,036,381.72**	**943,214.59**
40493	COMM	SYS40493	BCREPO 0.03% MAT	Purchase	05/05/2020	BARCLAYS CAPITAL	200,000,000.00			**-200,000,000.00**
40492	COMM	SYS40492	BCREPO 0.04% MAT	Redemption	05/05/2020	BARCLAYS CAPITAL		200,000,000.00		**200,000,000.00**
40492	COMM	SYS40492	BCREPO 0.04% MAT	Interest	05/05/2020	BARCLAYS CAPITAL			222.24	**222.24**
		Totals for 05/05/2020					**200,000,000.00**	**200,000,000.00**	**222.24**	**222.24**

Investment #	Fund	CUSIP	Inv Descrip	TransactionType	TransactionDate	Issuer	New Principal	Principal Paydowns	Interest	Total Cash
40494	COMM	SYS40494	BCREPO 0.04% MAT	Purchase	05/06/2020	BARCLAYS CAPITAL	200,000,000.00			**-200,000,000.00**
40495	COMM	3133ELYJ7	FEDERAL FARM CR	Purchase	05/06/2020	FFCB NOTES	15,000,000.00			**-15,000,000.00**
40493	COMM	SYS40493	BCREPO 0.03% MAT	Redemption	05/06/2020	BARCLAYS CAPITAL		200,000,000.00		**200,000,000.00**
40493	COMM	SYS40493	BCREPO 0.03% MAT	Interest	05/06/2020	BARCLAYS CAPITAL			166.68	**166.68**
		Totals for 05/06/2020					**215,000,000.00**	**200,000,000.00**	**166.68**	**-14,999,833.32**
40496	COMM	SYS40496	BCREPO 0.04% MAT	Purchase	05/07/2020	BARCLAYS CAPITAL	200,000,000.00			**-200,000,000.00**
40498	COMM	7976466Q4	SAN FRANCISCO	Purchase	05/07/2020	SAN FRANCISCO	1,356,912.50			**-1,356,912.50**
40494	COMM	SYS40494	BCREPO 0.04% MAT	Redemption	05/07/2020	BARCLAYS CAPITAL		200,000,000.00		**200,000,000.00**
40494	COMM	SYS40494	BCREPO 0.04% MAT	Interest	05/07/2020	BARCLAYS CAPITAL			222.21	**222.21**
		Totals for 05/07/2020					**201,356,912.50**	**200,000,000.00**	**222.21**	**-1,356,690.29**
37793	COMM	3133EHJA2	FEDERAL FARM CR	Redemption	05/08/2020	FFCB NOTES		35,000,000.00		**35,000,000.00**
40496	COMM	SYS40496	BCREPO 0.04% MAT	Redemption	05/08/2020	BARCLAYS CAPITAL		200,000,000.00		**200,000,000.00**
37793	COMM	3133EHJA2	FEDERAL FARM CR	Interest	05/08/2020	FFCB NOTES			271,250.00	**271,250.00**
40496	COMM	SYS40496	BCREPO 0.04% MAT	Interest	05/08/2020	BARCLAYS CAPITAL			222.21	**222.21**
		Totals for 05/08/2020						**235,000,000.00**	**271,472.21**	**235,271,472.21**
40499	COMM	037833DV9	APPLE INC, SR NT	Purchase	05/11/2020	APPLE INC	6,980,960.00			**-6,980,960.00**
40500	COMM	166764BV1	CHEVRON CORP	Purchase	05/11/2020	CHEVRON CORP.	5,000,000.00			**-5,000,000.00**
37590	COMM	SYS37590	JPM TE 0.44%	Redemption	05/11/2020	JP MORGAN US		100,000,000.00		**100,000,000.00**
40461	COMM	SYS40461	DGCXX 0.%	Redemption	05/11/2020	Dreyfus Government		100,008,525.40		**100,008,525.40**
40165	COMM	037833CU2	APPLE INC, SR GLBL	Interest	05/11/2020	APPLE INC			142,500.00	**142,500.00**
40165	COMM	037833CU2	APPLE INC, SR GLBL	Accr Int	05/11/2020	APPLE INC		27,708.33	-27,708.33	**0.00**
40407	COMM	06417MHH1	BANK NOVA SCOTIA	Interest	05/11/2020	BANK OF NOVA			65,642.78	**65,642.78**
40407	COMM	06417MHH1	BANK NOVA SCOTIA	Accr Int	05/11/2020	BANK OF NOVA		37,663.89	-37,663.89	**0.00**
		Totals for 05/11/2020					**11,980,960.00**	**200,073,897.62**	**142,770.56**	**188,235,708.18**
37663	COMM	4581X0CX4	IADB 1.625% MAT	Redemption	05/12/2020	IADB		35,000,000.00		**35,000,000.00**
37663	COMM	4581X0CX4	IADB 1.625% MAT	Interest	05/12/2020	IADB			284,375.00	**284,375.00**
		Totals for 05/12/2020						**35,000,000.00**	**284,375.00**	**35,284,375.00**
38124	COMM	037833DJ6	APPLE INC, SR NT	Interest	05/13/2020	APPLE INC			450,000.00	**450,000.00**
		Totals for 05/13/2020							**450,000.00**	**450,000.00**
40501	COMM	3130A2UW4	FEDERAL HOME	Purchase	05/14/2020	FHLB NOTES	5,536,707.64			**-5,536,707.64**
		Totals for 05/14/2020					**5,536,707.64**			**-5,536,707.64**
39314	COMM	91412GWY7	UNIVERSITY CALIF	Interest	05/15/2020	UNIVERSITY			56,520.00	**56,520.00**
39321	COMM	91412HEX7	UNIVCA 2.657% MAT	Interest	05/15/2020	UNIVERSITY			13,285.00	**13,285.00**
39322	COMM	91412HEW9	UNIVERSITY CALIF	Interest	05/15/2020	UNIVERSITY			8,671.60	**8,671.60**
39553	COMM	19416QEL0	CP 2.25% MAT	Interest	05/15/2020	COLGATE-PALMOLI			106,942.50	**106,942.50**
39565	COMM	3133EKLA2	FEDERAL FARM CR	Interest	05/15/2020	FFCB NOTES			110,285.00	**110,285.00**
40379	COMM	742651DX7	PRIVATE EXPT FDG	Interest	05/15/2020	PRIVATE EXPORT			106,102.49	**106,102.49**

Investment #	Fund	CUSIP	Inv Descrip	TransactionType	TransactionDate	Issuer	New Principal	Principal Paydowns	Interest	Total Cash
40379	COMM	742651DX7	PRIVATE EXPT FDG	Accr Int	05/15/2020	PRIVATE EXPORT		71,111.25	-71,111.25	**0.00**
37976	COMM	43811BAC8	HAROT 1.68% MAT	Interest	05/15/2020	HONDA AUTO			9,447.82	**9,447.82**
37976	COMM	43811BAC8	HAROT 1.68% MAT	Redemption	05/15/2020	HONDA AUTO		993,758.44		**993,758.44**
38137	COMM	89238KAD4	TAOT 1.93% MAT	Interest	05/15/2020	TOYOTA AUTO REC			20,811.12	**20,811.12**
38137	COMM	89238KAD4	TAOT 1.93% MAT	Redemption	05/15/2020	TOYOTA AUTO REC		1,291,213.92		**1,291,213.92**
38475	COMM	65478DAD9	NALT 2.65% MAT	Interest	05/15/2020	NISSAN AUTO			28,692.30	**28,692.30**
38475	COMM	65478DAD9	NALT 2.65% MAT	Redemption	05/15/2020	NISSAN AUTO		1,089,687.09		**1,089,687.09**
38476	COMM	47788CAC6	JDOT 2.66% MAT	Interest	05/15/2020	JOHN DEERE			10,285.28	**10,285.28**
38476	COMM	47788CAC6	JDOT 2.66% MAT	Redemption	05/15/2020	JOHN DEERE		571,150.21		**571,150.21**
38708	COMM	161571HN7	CHAIT 2.1227% MAT	Interest	05/15/2020	CHASE ISSUANCE			31,265.00	**31,265.00**
38708	COMM	161571HN7	CHAIT 2.1227% MAT	Redemption	05/15/2020	CHASE ISSUANCE		1,132,201.94		**1,132,201.94**
38958	COMM	89231PAD0	TAOT 3.18% MAT	Interest	05/15/2020	TOYOTA AUTO REC			26,500.00	**26,500.00**
38958	COMM	89231PAD0	TAOT 3.18% MAT	Redemption	05/15/2020	TOYOTA AUTO REC		302,655.45		**302,655.45**
39013	COMM	43815AAC6	HAROT 3.16% MAT	Interest	05/15/2020	HONDA AUTO			57,274.99	**57,274.99**
39013	COMM	43815AAC6	HAROT 3.16% MAT	Redemption	05/15/2020	HONDA AUTO		676,719.85		**676,719.85**
39062	COMM	05522RCZ9	BACCT 3.% MAT	Interest	05/15/2020	BANK OF AMERICA			50,350.00	**50,350.00**
39062	COMM	05522RCZ9	BACCT 3.% MAT	Redemption	05/15/2020	BANK OF AMERICA		544,330.18		**544,330.18**
39082	COMM	05522RDA3	BACCT 3.1% MAT	Interest	05/15/2020	BANK OF AMERICA			38,750.00	**38,750.00**
39082	COMM	05522RDA3	BACCT 3.1% MAT	Redemption	05/15/2020	BANK OF AMERICA		372,201.39		**372,201.39**
39190	COMM	58772TAC4	MBALT 3.1% MAT	Interest	05/15/2020	MERCEDES-BENZ			25,833.33	**25,833.33**
39190	COMM	58772TAC4	MBALT 3.1% MAT	Redemption	05/15/2020	MERCEDES-BENZ		539,842.64		**539,842.64**
39220	COMM	05522RCY2	BACCT 2.7% MAT	Interest	05/15/2020	BANK OF AMERICA			56,250.00	**56,250.00**
39220	COMM	05522RCY2	BACCT 2.7% MAT	Redemption	05/15/2020	BANK OF AMERICA		704,554.97		**704,554.97**
39320	COMM	05522RCY2	BACCT 2.7% MAT	Interest	05/15/2020	BANK OF AMERICA			45,000.00	**45,000.00**
39320	COMM	05522RCY2	BACCT 2.7% MAT	Redemption	05/15/2020	BANK OF AMERICA		564,725.57		**564,725.57**
39578	COMM	65479HAC1	NAROT 2.5% MAT	Interest	05/15/2020	Nissan Auto Receivab			41,666.66	**41,666.66**
39578	COMM	65479HAC1	NAROT 2.5% MAT	Redemption	05/15/2020	Nissan Auto Receivab		484,515.16		**484,515.16**
39586	COMM	14042WAC4	COPAR 2.51% MAT	Interest	05/15/2020	Capital One Prime Au			18,825.00	**18,825.00**
39586	COMM	14042WAC4	COPAR 2.51% MAT	Redemption	05/15/2020	Capital One Prime Au		218,001.51		**218,001.51**
39706	COMM	477870AC3	JDOT 2.21% MAT	Interest	05/15/2020	JOHN DEERE			16,114.59	**16,114.59**
39706	COMM	477870AC3	JDOT 2.21% MAT	Redemption	05/15/2020	JOHN DEERE		204,000.30		**204,000.30**
39777	COMM	43815NAC8	HAROT 1.78% MAT	Interest	05/15/2020	HONDA AUTO			10,754.16	**10,754.16**
39777	COMM	43815NAC8	HAROT 1.78% MAT	Redemption	05/15/2020	HONDA AUTO		186,758.36		**186,758.36**
39811	COMM	14041NFU0	COMET 1.72% MAT	Interest	05/15/2020	Capital One Multi Ex			50,166.66	**50,166.66**
39811	COMM	14041NFU0	COMET 1.72% MAT	Redemption	05/15/2020	Capital One Multi Ex		694,753.17		**694,753.17**
39883	COMM	58769TAD7	MBART 1.93% MAT	Interest	05/15/2020	MERCEDES -BENZ			43,650.01	**43,650.01**
39883	COMM	58769TAD7	MBART 1.93% MAT	Redemption	05/15/2020	MERCEDES -BENZ		588,932.90		**588,932.90**
40017	COMM	44891JAC2	HART 1.94% MAT	Interest	05/15/2020	HYUNDAI AUTO			18,995.84	**18,995.84**
40017	COMM	44891JAC2	HART 1.94% MAT	Redemption	05/15/2020	HYUNDAI AUTO		257,816.51		**257,816.51**
40038	COMM	89233MAD5	TAOT 1.92% MAT	Interest	05/15/2020	TOYOTA AUTO REC			31,200.00	**31,200.00**

Investment #	Fund	CUSIP	Inv Descrip	TransactionType	TransactionDate	Issuer	New Principal	Principal Paydowns	Interest	Total Cash
40038	COMM	89233MAD5	TAOT 1.92% MAT	Redemption	05/15/2020	TOYOTA AUTO REC		437,422.86		**437,422.86**
40062	COMM	58769QAC5	MBALT 2.% MAT	Interest	05/15/2020	MERCEDES-BENZ			16,666.67	**16,666.67**
40062	COMM	58769QAC5	MBALT 2.% MAT	Redemption	05/15/2020	MERCEDES-BENZ		335,022.08		**335,022.08**
40134	COMM	02007TAC9	ALLY 1.84% MAT	Interest	05/15/2020	ALLY Auto			19,933.33	**19,933.33**
40134	COMM	02007TAC9	ALLY 1.84% MAT	Redemption	05/15/2020	ALLY Auto		258,041.45		**258,041.45**
40294	COMM	41284UAD6	HDMOT 1.87% MAT	Interest	05/15/2020	Harley-Davidson Moto			15,583.33	**15,583.33**
40294	COMM	41284UAD6	HDMOT 1.87% MAT	Redemption	05/15/2020	Harley-Davidson Moto		184,179.14		**184,179.14**
40336	COMM	161571HP2	CHAIT 1.53% MAT	Interest	05/15/2020	CHASE ISSUANCE			34,425.00	**34,425.00**
40336	COMM	161571HP2	CHAIT 1.53% MAT	Redemption	05/15/2020	CHASE ISSUANCE		470,182.36		**470,182.36**
40340	COMM	14043MAC5	COPAR 1.6% MAT	Interest	05/15/2020	Capital One Prime Au			33,333.33	**33,333.33**
40340	COMM	14043MAC5	COPAR 1.6% MAT	Redemption	05/15/2020	Capital One Prime Au		450,604.19		**450,604.19**
40392	COMM	58770FAC6	MBALT 1.84% MAT	Interest	05/15/2020	MERCEDES-BENZ			45,999.99	**45,999.99**
40392	COMM	58770FAC6	MBALT 1.84% MAT	Redemption	05/15/2020	MERCEDES-BENZ		931,434.97		**931,434.97**
40410	COMM	58770FAC6	MBALT 1.84% MAT	Interest	05/15/2020	MERCEDES-BENZ			9,200.00	**9,200.00**
40410	COMM	58770FAC6	MBALT 1.84% MAT	Redemption	05/15/2020	MERCEDES-BENZ		183,701.50		**183,701.50**
40411	COMM	254683CH6	DCENT 3.32% MAT	Interest	05/15/2020	Discover Card Execut			41,500.01	**41,500.01**
40411	COMM	254683CH6	DCENT 3.32% MAT	Redemption	05/15/2020	Discover Card Execut		347,147.37		**347,147.37**
		Totals for 05/15/2020						**15,086,666.73**	**1,179,169.76**	**16,265,836.49**
38135	COMM	3137EAEK1	FHLMC 1.875% MAT	Interest	05/18/2020	FHLMC NOTES			234,375.00	**234,375.00**
39549	COMM	166764BG4	CHEVRON CORP	Interest	05/18/2020	CHEVRON CORP.			90,037.50	**90,037.50**
40257	COMM	78012USR7	RBCNY 1.79963%	Interest	05/18/2020	Royal Bank of			41,072.45	**41,072.45**
38738	COMM	43814UAG4	HAROT 3.01% MAT	Interest	05/18/2020	HONDA AUTO			26,416.31	**26,416.31**
38738	COMM	43814UAG4	HAROT 3.01% MAT	Redemption	05/18/2020	HONDA AUTO		747,066.35		**747,066.35**
39269	COMM	43814WAC9	HAROT 2.83% MAT	Interest	05/18/2020	HONDA AUTO			32,427.08	**32,427.08**
39269	COMM	43814WAC9	HAROT 2.83% MAT	Redemption	05/18/2020	HONDA AUTO		400,327.55		**400,327.55**
		Totals for 05/18/2020						**1,147,393.90**	**424,328.34**	**1,571,722.24**
40502	COMM	3130AJLA5	FEDERAL HOME	Purchase	05/19/2020	FHLB NOTES	5,000,000.00			**-5,000,000.00**
38601	COMM	02079KAA5	GOOG 3.625% MAT	Interest	05/19/2020	GOOGLE INC			302,778.13	**302,778.13**
40025	COMM	3130AHJY0	FEDERAL HOME	Interest	05/19/2020	FHLB NOTES			86,215.30	**86,215.30**
		Totals for 05/19/2020					**5,000,000.00**		**388,993.43**	**-4,611,006.57**
39327	COMM	05586VAD4	BMWLT 3.38% MAT	Interest	05/20/2020	BMW VEHICLE			18,250.00	**18,250.00**
39327	COMM	05586VAD4	BMWLT 3.38% MAT	Redemption	05/20/2020	BMW VEHICLE		267,016.09		**267,016.09**
39612	COMM	92349GAA9	VERIZON OWNER	Interest	05/20/2020	VERIZON OWNER			67,958.35	**67,958.35**
39612	COMM	92349GAA9	VERIZON OWNER	Redemption	05/20/2020	VERIZON OWNER		820,265.31		**820,265.31**
39913	COMM	92867XAD8	VWALT 1.99% MAT	Interest	05/20/2020	Volkswagen Auto			17,412.50	**17,412.50**
39913	COMM	92867XAD8	VWALT 1.99% MAT	Redemption	05/20/2020	Volkswagen Auto		331,716.28		**331,716.28**
39920	COMM	92348AAA3	VZOT 1.94% MAT	Interest	05/20/2020	VERIZON OWNER			38,800.01	**38,800.01**
39920	COMM	92348AAA3	VZOT 1.94% MAT	Redemption	05/20/2020	VERIZON OWNER		508,831.70		**508,831.70**
40341	COMM	36259KAD9	GMALT 1.67% MAT	Interest	05/20/2020	GM Fin'cl Auto Leasi			6,958.34	**6,958.34**

Investment #	Fund	CUSIP	Inv Descrip	TransactionType	TransactionDate	Issuer	New Principal	Principal Paydowns	Interest	Total Cash
40341	COMM	36259KAD9	GMALT 1.67% MAT	Redemption	05/20/2020	GM Fin'cl Auto Leasi		155,321.59		**155,321.59**
40416	COMM	92868LAD3	VALET 3.02% MAT	Interest	05/20/2020	VOLKSWAGEN			50,333.34	**50,333.34**
40416	COMM	92868LAD3	VALET 3.02% MAT	Redemption	05/20/2020	VOLKSWAGEN		670,800.07		**670,800.07**
		Totals for 05/20/2020						**2,753,951.04**	**199,712.54**	**2,953,663.58**
37615	COMM	43814TAC6	HAROT 1.72% MAT	Interest	05/21/2020	HONDA AUTO			3,175.61	**3,175.61**
37615	COMM	43814TAC6	HAROT 1.72% MAT	Redemption	05/21/2020	HONDA AUTO		474,214.03		**474,214.03**
39582	COMM	43815MAC0	HAROT 2.52% MAT	Interest	05/21/2020	HONDA AUTO			35,700.00	**35,700.00**
39582	COMM	43815MAC0	HAROT 2.52% MAT	Redemption	05/21/2020	HONDA AUTO		463,717.60		**463,717.60**
40346	COMM	43813RAC1	HAROT 1.61% MAT	Interest	05/21/2020	HONDA AUTO			22,137.51	**22,137.51**
40346	COMM	43813RAC1	HAROT 1.61% MAT	Redemption	05/21/2020	HONDA AUTO		341,069.45		**341,069.45**
		Totals for 05/21/2020						**1,279,001.08**	**61,013.12**	**1,340,014.20**
37804	COMM	3134GBLQ3	FEDERAL HOME LN	Redemption	05/22/2020	FHLMC NOTES		20,000,000.00		**20,000,000.00**
39564	COMM	3134GTMQ3	FEDERAL HOME LN	Redemption	05/22/2020	FHLMC NOTES		12,300,000.00		**12,300,000.00**
40399	COMM	89236TFZ3	TOYOTA MOTOR	Redemption	05/22/2020	TOYOTA MOTOR		20,000,000.00		**20,000,000.00**
40404	COMM	89236TFZ3	TOYOTA MOTOR	Redemption	05/22/2020	TOYOTA MOTOR		7,000,000.00		**7,000,000.00**
37804	COMM	3134GBLQ3	FEDERAL HOME LN	Interest	05/22/2020	FHLMC NOTES			165,000.00	**165,000.00**
39564	COMM	3134GTMQ3	FEDERAL HOME LN	Interest	05/22/2020	FHLMC NOTES			153,750.00	**153,750.00**
40399	COMM	89236TFZ3	TOYOTA MOTOR	Interest	05/22/2020	TOYOTA MOTOR			85,690.00	**85,690.00**
40399	COMM	89236TFZ3	TOYOTA MOTOR	Accr Int	05/22/2020	TOYOTA MOTOR		22,396.25	-22,396.25	**0.00**
40404	COMM	89236TFZ3	TOYOTA MOTOR	Interest	05/22/2020	TOYOTA MOTOR			29,991.50	**29,991.50**
40404	COMM	89236TFZ3	TOYOTA MOTOR	Accr Int	05/22/2020	TOYOTA MOTOR		8,179.50	-8,179.50	**0.00**
		Totals for 05/22/2020						**59,330,575.75**	**403,855.75**	**59,734,431.50**
40505	COMM	30231GAF9	EXXON MOBIL	Purchase	05/26/2020	EXXON MOBIL	5,379,200.00			**-5,379,200.00**
39342	COMM	3137BQR90	FHLMCM 2.272%	Redemption	05/26/2020	FHLMC Multi-Family		0.01		**0.01**
39721	COMM	3137BQR90-A	FHLMCM 2.272%	Redemption	05/26/2020	FHLMC Multi-Family		0.01		**0.01**
36797	COMM	3136G3PR0	FEDERAL NATL MTG	Interest	05/26/2020	FNMA NOTES			187,500.00	**187,500.00**
37801	COMM	3134GBLR1	FEDERAL HOME LN	Interest	05/26/2020	FHLMC NOTES			175,000.00	**175,000.00**
38999	COMM	3133EJW70	FEDERAL FARM CR	Interest	05/26/2020	FFCB NOTES			503,125.00	**503,125.00**
39023	COMM	3133EJW70	FEDERAL FARM CR	Interest	05/26/2020	FFCB NOTES			385,609.38	**385,609.38**
39569	COMM	90331HPC1	USB 2.65% MAT	Interest	05/26/2020	U S BANK			198,750.00	**198,750.00**
38387	COMM	3137AYCE9		Interest	05/26/2020	FHLMC Multi-Family			44,700.00	**44,700.00**
38387	COMM	3137AYCE9		Redemption	05/26/2020	FHLMC Multi-Family		729,120.89		**729,120.89**
38391	COMM	3137AYCE9		Interest	05/26/2020	FHLMC Multi-Family			16,762.50	**16,762.50**
38391	COMM	3137AYCE9		Redemption	05/26/2020	FHLMC Multi-Family		273,282.99		**273,282.99**
38412	COMM	09659QAD9	BMWOT 2.35% MAT	Interest	05/26/2020	BMW VEHICLE			35,238.53	**35,238.53**
38412	COMM	09659QAD9	BMWOT 2.35% MAT	Redemption	05/26/2020	BMW VEHICLE		1,697,757.18		**1,697,757.18**
38465	COMM	3137AWQH1	FHLMCM 2.307%	Interest	05/26/2020	FHLMC Multi-Family			10,727.55	**10,727.55**
38465	COMM	3137AWQH1	FHLMCM 2.307%	Redemption	05/26/2020	FHLMC Multi-Family		210,416.75		**210,416.75**
38477	COMM	3138LAYM5	FHLMCM 2.55% MAT	Interest	05/26/2020	FNMA Multi-Family			7,329.55	**7,329.55**

Investment #	Fund	CUSIP	Inv Descrip	TransactionType	TransactionDate	Issuer	New Principal	Principal Paydowns	Interest	Total Cash
38477	COMM	3138LAYM5	FHLMCM 2.55% MAT	Redemption	05/26/2020	FNMA Multi-Family		6,218.25		**6,218.25**
38643	COMM	3137B36J2	FHLMCM 3.32% MAT	Interest	05/26/2020	FHLMC Multi-Family			55,274.08	**55,274.08**
38643	COMM	3137B36J2	FHLMCM 3.32% MAT	Redemption	05/26/2020	FHLMC Multi-Family		656,192.45		**656,192.45**
38664	COMM	3136B1XP4	FNMAM 3.56% MAT	Interest	05/26/2020	FNMA Multi-Family			8,676.94	**8,676.94**
38664	COMM	3136B1XP4	FNMAM 3.56% MAT	Redemption	05/26/2020	FNMA Multi-Family		222,239.66		**222,239.66**
38665	COMM	3136B1XP4	FNMAM 3.56% MAT	Interest	05/26/2020	FNMA Multi-Family			8,676.94	**8,676.94**
38665	COMM	3136B1XP4	FNMAM 3.56% MAT	Redemption	05/26/2020	FNMA Multi-Family		222,239.66		**222,239.66**
38666	COMM	3137AYCE9		Interest	05/26/2020	FHLMC Multi-Family			26,250.08	**26,250.08**
38666	COMM	3137AYCE9		Redemption	05/26/2020	FHLMC Multi-Family		420,194.54		**420,194.54**
38744	COMM	3137AYCE9		Interest	05/26/2020	FHLMC Multi-Family			44,700.00	**44,700.00**
38744	COMM	3137AYCE9		Redemption	05/26/2020	FHLMC Multi-Family		715,783.56		**715,783.56**
38854	COMM	3137B4WB8	FHLMCM 3.06% MAT	Interest	05/26/2020	FHLMC Multi-Family			12,176.25	**12,176.25**
38854	COMM	3137B4WB8	FHLMCM 3.06% MAT	Redemption	05/26/2020	FHLMC Multi-Family		137,322.92		**137,322.92**
38864	COMM	3137B5JM6	FHLMCM 3.531%	Interest	05/26/2020	FHLMC Multi-Family			29,425.00	**29,425.00**
38864	COMM	3137B5JM6	FHLMCM 3.531%	Redemption	05/26/2020	FHLMC Multi-Family		290,049.91		**290,049.91**
38945	COMM	3137B3NA2	FHLMC REMIC	Interest	05/26/2020	FHLMC Multi-Family			28,723.99	**28,723.99**
38945	COMM	3137B3NA2	FHLMC REMIC	Redemption	05/26/2020	FHLMC Multi-Family		326,050.35		**326,050.35**
39026	COMM	3137B5KW2	FHLMCM 3.458%	Interest	05/26/2020	FHLMC Multi-Family			28,816.67	**28,816.67**
39026	COMM	3137B5KW2	FHLMCM 3.458%	Redemption	05/26/2020	FHLMC Multi-Family		282,959.89		**282,959.89**
39150	COMM	31381TYT1	FNMAM 2.75% MAT	Interest	05/26/2020	FNMA Multi-Family			66,853.66	**66,853.66**
39150	COMM	31381TYT1	FNMAM 2.75% MAT	Redemption	05/26/2020	FNMA Multi-Family		66,565.34		**66,565.34**
39158	COMM	31381RZ23	FNMAM 3.84% MAT	Interest	05/26/2020	FNMA Multi-Family			45,373.52	**45,373.52**
39158	COMM	31381RZ23	FNMAM 3.84% MAT	Redemption	05/26/2020	FNMA Multi-Family		29,091.15		**29,091.15**
39218	COMM	31381RLL6	FNMAM 3.84% MAT	Interest	05/26/2020	FNMA Multi-Family			37,166.76	**37,166.76**
39218	COMM	31381RLL6	FNMAM 3.84% MAT	Redemption	05/26/2020	FNMA Multi-Family		22,007.31		**22,007.31**
39219	COMM	31381RLL6	FNMAM 3.84% MAT	Interest	05/26/2020	FNMA Multi-Family			6,203.99	**6,203.99**
39219	COMM	31381RLL6	FNMAM 3.84% MAT	Redemption	05/26/2020	FNMA Multi-Family		3,673.53		**3,673.53**
39295	COMM	3137B04Y7	FHLMCM 2.615%	Interest	05/26/2020	FHLMC Multi-Family			58,837.51	**58,837.51**
39295	COMM	3137B04Y7	FHLMCM 2.615%	Redemption	05/26/2020	FHLMC Multi-Family		892,684.93		**892,684.93**
39319	COMM	3138LGKH8	FNMAM 2.47% MAT	Interest	05/26/2020	FNMA Multi-Family			51,458.33	**51,458.33**
39319	COMM	3138LGKH8	FNMAM 2.47% MAT	Redemption	05/26/2020	FNMA Multi-Family		646,380.12		**646,380.12**
39342	COMM	3137BQR90	FHLMCM 2.272%	Interest	05/26/2020	FHLMC Multi-Family			1,077,004.00	**1,077,004.00**
39342	COMM	3137BQR90	FHLMCM 2.272%	Redemption	05/26/2020	FHLMC Multi-Family		23,399,999.99		**23,399,999.99**
39342	COMM	3137BQR90	FHLMCM 2.272%	Interest	05/26/2020	FHLMC Multi-Family				**0.00**
39342	COMM	3137BQR90	FHLMCM 2.272%	Redemption	05/26/2020	FHLMC Multi-Family				**0.00**
39457	COMM	3138EKX67	FNMAM 2.537% MAT	Interest	05/26/2020	FNMA Multi-Family			22,211.04	**22,211.04**
39457	COMM	3138EKX67	FNMAM 2.537% MAT	Redemption	05/26/2020	FNMA Multi-Family		24,187.37		**24,187.37**
39587	COMM	3138LEYD7	FNMAM 1.97% MAT	Interest	05/26/2020	FNMA Multi-Family			30,548.54	**30,548.54**
39587	COMM	3138LEYD7	FNMAM 1.97% MAT	Redemption	05/26/2020	FNMA Multi-Family		32,481.28		**32,481.28**
39609	COMM	3138LGFF8	FNMAM 2.15% MAT	Interest	05/26/2020	FNMA Multi-Family			8,958.33	**8,958.33**

Investment #	Fund	CUSIP	Inv Descrip	TransactionType	TransactionDate	Issuer	New Principal	Principal Paydowns	Interest	Total Cash
39609	COMM	3138LGFF8	FNMAM 2.15% MAT	Redemption	05/26/2020	FNMA Multi-Family		131,349.17		**131,349.17**
39632	COMM	3138L2BU0	FNMAM 2.31% MAT	Interest	05/26/2020	FNMA Multi-Family			12,948.69	**12,948.69**
39632	COMM	3138L2BU0	FNMAM 2.31% MAT	Redemption	05/26/2020	FNMA Multi-Family		13,686.15		**13,686.15**
39654	COMM	3137BP4J5	FNMAM 2.446% MAT	Interest	05/26/2020	FHLMC Multi-Family			42,563.68	**42,563.68**
39654	COMM	3137BP4J5	FNMAM 2.446% MAT	Redemption	05/26/2020	FHLMC Multi-Family		266,051.84		**266,051.84**
39721	COMM	3137BQR90-A	FHLMCM 2.272%	Interest	05/26/2020	FHLMC Multi-Family			164,772.41	**164,772.41**
39721	COMM	3137BQR90-A	FHLMCM 2.272%	Redemption	05/26/2020	FHLMC Multi-Family		3,579,999.99		**3,579,999.99**
39721	COMM	3137BQR90-A	FHLMCM 2.272%	Interest	05/26/2020	FHLMC Multi-Family				**0.00**
39721	COMM	3137BQR90-A	FHLMCM 2.272%	Redemption	05/26/2020	FHLMC Multi-Family				**0.00**
39734	COMM	3138L0U90	FNMAM 2.59% MAT	Interest	05/26/2020	FNMA Multi-Family			10,791.67	**10,791.67**
39734	COMM	3138L0U90	FNMAM 2.59% MAT	Redemption	05/26/2020	FNMA Multi-Family		195,417.00		**195,417.00**
39735	COMM	31381VBJ3	FNMAM 2.83% MAT	Interest	05/26/2020	FNMA Multi-Family			11,774.54	**11,774.54**
39735	COMM	31381VBJ3	FNMAM 2.83% MAT	Redemption	05/26/2020	FNMA Multi-Family		12,454.44		**12,454.44**
39844	COMM	3138L0RM5	FNMAM 2.135% MAT	Interest	05/26/2020	FNMA Multi-Family			15,549.38	**15,549.38**
39844	COMM	3138L0RM5	FNMAM 2.135% MAT	Redemption	05/26/2020	FNMA Multi-Family		21,626.59		**21,626.59**
39861	COMM	05588CAC6	BMWOT 1.92% MAT	Interest	05/26/2020	BMW VEHICLE			27,600.00	**27,600.00**
39861	COMM	05588CAC6	BMWOT 1.92% MAT	Redemption	05/26/2020	BMW VEHICLE		392,626.01		**392,626.01**
40056	COMM	3136A9MN5	FNMAM 2.301% MAT	Interest	05/26/2020	FNMA Multi-Family			31,410.99	**31,410.99**
40056	COMM	3136A9MN5	FNMAM 2.301% MAT	Redemption	05/26/2020	FNMA Multi-Family		964,920.45		**964,920.45**
40293	COMM	3138L0RC7	FNMAM 2.35% MAT	Interest	05/26/2020	FNMA Multi-Family			13,128.30	**13,128.30**
40293	COMM	3138L0RC7	FNMAM 2.35% MAT	Redemption	05/26/2020	FNMA Multi-Family		13,851.15		**13,851.15**
40385	COMM	3137BUWM6	FHLMCM 2.932%	Interest	05/26/2020	FHLMC Multi-Family			112,024.34	**112,024.34**
40385	COMM	3137BUWM6	FHLMCM 2.932%	Redemption	05/26/2020	FHLMC Multi-Family		1,301,940.48		**1,301,940.48**
40390	COMM	3137BHCY1	FHLMCM 2.811%	Interest	05/26/2020	FHLMC Multi-Family			24,807.08	**24,807.08**
40390	COMM	3137BHCY1	FHLMCM 2.811%	Redemption	05/26/2020	FHLMC Multi-Family		239,962.06		**239,962.06**
		Totals for 05/26/2020					**5,379,200.00**	**38,440,785.37**	**3,679,449.22**	**36,741,034.59**
38169	COMM	3133EHW58	FFCB 1.9% MAT	Interest	05/27/2020	FFCB NOTES			142,500.00	**142,500.00**
38170	COMM	3134GBZ70	FEDERAL HOME LN	Interest	05/27/2020	FHLMC NOTES			234,375.00	**234,375.00**
38171	COMM	3134GBZ70	FEDERAL HOME LN	Interest	05/27/2020	FHLMC NOTES			93,750.00	**93,750.00**
38204	COMM	3133EHW58	FFCB 1.9% MAT	Interest	05/27/2020	FFCB NOTES			204,725.00	**204,725.00**
		Totals for 05/27/2020							**675,350.00**	**675,350.00**
40506	COMM	3134GVVX3	FEDERAL HOME LN	Purchase	05/28/2020	FHLMC NOTES	6,000,000.00			**-6,000,000.00**
38733	COMM	3130AECJ7	FEDERAL HOME	Redemption	05/28/2020	FHLB NOTES		10,000,000.00		**10,000,000.00**
38178	COMM	3130ACUK8	FEDERAL HOME	Interest	05/28/2020	FHLB NOTES			250,000.00	**250,000.00**
38733	COMM	3130AECJ7	FEDERAL HOME	Interest	05/28/2020	FHLB NOTES			131,250.00	**131,250.00**
		Totals for 05/28/2020					**6,000,000.00**	**10,000,000.00**	**381,250.00**	**4,381,250.00**
40507	COMM	3134GVA73	FEDERAL HOME LN	Purchase	05/29/2020	FHLMC NOTES	25,000,277.78			**-25,000,277.78**
37149	COMM	3130AABG2	FEDERAL HOME	Interest	05/29/2020	FHLB NOTES			140,625.00	**140,625.00**

Investment #	Fund	CUSIP	Inv Descrip	TransactionType	TransactionDate	Issuer	New Principal	Principal Paydowns	Interest	Total Cash
		Totals for 05/29/2020					**25,000,277.78**		**140,625.00**	**-24,859,652.78**
40425	COMM	1247P2F17	CAFCO DISC NOTE	Redemption	06/01/2020	CORPORATE		50,000,000.00		**50,000,000.00**
8506	COMM	SYS8506	LAIF 1.65%	Redemption	06/01/2020	LOCAL AGENCY		0.69		**0.69**
		Totals for 06/01/2020						**50,000,000.69**		**50,000,000.69**
34292	COMM	SYS34292	MSTI 0.%	Interest	06/02/2020	MORGAN STANLEY			4.33	**4.33**
34292	COMM	SYS34292	MSTI 0.%	Purchase	06/02/2020	MORGAN STANLEY	4.33			**-4.33**
37590	COMM	SYS37590	JPM TE 0.44%	Interest	06/02/2020	JP MORGAN US			44,393.87	**44,393.87**
37590	COMM	SYS37590	JPM TE 0.44%	Purchase	06/02/2020	JP MORGAN US	44,393.87			**-44,393.87**
40461	COMM	SYS40461	DGCXX 0.%	Interest	06/02/2020	Dreyfus Government			3,850.34	**3,850.34**
40461	COMM	SYS40461	DGCXX 0.%	Purchase	06/02/2020	Dreyfus Government	3,850.34			**-3,850.34**
		Totals for 06/02/2020					**48,248.54**		**48,248.54**	**0.00**
40508	COMM	3134GVYX0	FEDERAL HOME LN	Purchase	06/03/2020	FHLMC NOTES	10,000,000.00			**-10,000,000.00**
40509	COMM	3134GVYX0	FEDERAL HOME LN	Purchase	06/03/2020	FHLMC NOTES	10,000,000.00			**-10,000,000.00**
39593	COMM	3134GTQS5	FEDERAL HOME LN	Redemption	06/03/2020	FHLMC NOTES		10,260,250.00		**10,260,250.00**
39593	COMM	3134GTQS5	FEDERAL HOME LN	Cap G/L	06/03/2020	FHLMC NOTES		-10,250.00		**-10,250.00**
39593	COMM	3134GTQS5	FEDERAL HOME LN	Interest	06/03/2020	FHLMC NOTES			134,531.25	**134,531.25**
39594	COMM	3133EKNR3	FEDERAL FARM CR	Interest	06/03/2020	FFCB NOTES			110,000.00	**110,000.00**
		Totals for 06/03/2020					**20,000,000.00**	**10,250,000.00**	**244,531.25**	**-9,505,468.75**
37590	COMM	SYS37590	JPM TE 0.44%	Redemption	06/04/2020	JP MORGAN US		400,339,325.72		**400,339,325.72**
		Totals for 06/04/2020						**400,339,325.72**		**400,339,325.72**
40454	COMM	166764AB6	CHEVRON CORP	Interest	06/05/2020	CHEVRON CORP.			274,569.45	**274,569.45**
40454	COMM	166764AB6	CHEVRON CORP	Accr Int	06/05/2020	CHEVRON CORP.		195,249.39	-195,249.39	**0.00**
		Totals for 06/05/2020						**195,249.39**	**79,320.06**	**274,569.45**
37194	COMM	3133EGT47	FEDERAL FARM CR	Interest	06/08/2020	FFCB NOTES			100,500.00	**100,500.00**
39069	COMM	3130A0F70	FEDERAL HOME	Interest	06/08/2020	FHLB NOTES			168,750.00	**168,750.00**
39106	COMM	3130A0F70	FEDERAL HOME	Interest	06/08/2020	FHLB NOTES			59,062.50	**59,062.50**
39138	COMM	3130ABFD3	FEDERAL HOME	Interest	06/08/2020	FHLB NOTES			98,437.50	**98,437.50**
39689	COMM	3133EKPS9	FEDERAL FARM CR	Interest	06/08/2020	FFCB NOTES			212,500.00	**212,500.00**
		Totals for 06/08/2020							**639,250.00**	**639,250.00**
39016	COMM	3130AFE78	FEDERAL HOME	Interest	06/09/2020	FHLB NOTES			215,250.00	**215,250.00**
39559	COMM	3133834G3	FEDERAL HOME	Interest	06/09/2020	FHLB NOTES			106,250.00	**106,250.00**
39592	COMM	3133834G3	FEDERAL HOME	Interest	06/09/2020	FHLB NOTES			106,250.00	**106,250.00**
39665	COMM	3133834G3	FEDERAL HOME	Interest	06/09/2020	FHLB NOTES			228,490.63	**228,490.63**
		Totals for 06/09/2020							**656,240.63**	**656,240.63**
39545	COMM	313379Q69	FEDERAL HOME	Interest	06/10/2020	FHLB NOTES			265,625.00	**265,625.00**
39552	COMM	3130A5P45	FEDERAL HOME	Interest	06/10/2020	FHLB NOTES			178,125.00	**178,125.00**

Investment #	Fund	CUSIP	Inv Descrip	TransactionType	TransactionDate	Issuer	New Principal	Principal Paydowns	Interest	Total Cash
40459	COMM	313379Q69	FEDERAL HOME	Interest	06/10/2020	FHLB NOTES			106,250.00	**106,250.00**
40459	COMM	313379Q69	FEDERAL HOME	Accr Int	06/10/2020	FHLB NOTES		73,194.44	-73,194.44	**0.00**
		Totals for 06/10/2020						**73,194.44**	**476,805.56**	**550,000.00**
40142	COMM	912796TZ2	UNITED STATES	Redemption	06/11/2020	U S TREASURY BILL		75,000,000.00		**75,000,000.00**
40143	COMM	912796TZ2	UNITED STATES	Redemption	06/11/2020	U S TREASURY BILL		50,000,000.00		**50,000,000.00**
40369	COMM	3130AJCR8	FEDERAL HOME	Redemption	06/11/2020	FHLB NOTES		3,500,000.00		**3,500,000.00**
37961	COMM	313379RB7	FEDERAL HOME	Interest	06/11/2020	FHLB NOTES			46,875.00	**46,875.00**
38102	COMM	3130A3UQ5	FEDERAL HOME	Interest	06/11/2020	FHLB NOTES			93,750.00	**93,750.00**
39563	COMM	3130A1W95	FEDERAL HOME	Interest	06/11/2020	FHLB NOTES			281,250.00	**281,250.00**
40133	COMM	78012USE6	RBCNY 1.82% MAT	Interest	06/11/2020	Royal Bank of			227,500.00	**227,500.00**
40369	COMM	3130AJCR8	FEDERAL HOME	Interest	06/11/2020	FHLB NOTES			11,375.00	**11,375.00**
40467	COMM	313379RB7	FEDERAL HOME	Interest	06/11/2020	FHLB NOTES			234,375.00	**234,375.00**
40467	COMM	313379RB7	FEDERAL HOME	Accr Int	06/11/2020	FHLB NOTES		162,760.42	-162,760.42	**0.00**
		Totals for 06/11/2020						**128,662,760.42**	**732,364.58**	**129,395,125.00**
36877	COMM	3133834H1	FEDERAL HOME	Redemption	06/12/2020	FHLB NOTES		15,000,000.00		**15,000,000.00**
37037	COMM	3133834H1	FEDERAL HOME	Redemption	06/12/2020	FHLB NOTES		10,000,000.00		**10,000,000.00**
37058	COMM	313383HU8	FHLB 1.75% MAT	Redemption	06/12/2020	FHLB NOTES		15,000,000.00		**15,000,000.00**
38247	COMM	313383HU8	FHLB 1.75% MAT	Redemption	06/12/2020	FHLB NOTES		25,000,000.00		**25,000,000.00**
38978	COMM	313370E38	FEDERAL HOME	Redemption	06/12/2020	FHLB NOTES		20,000,000.00		**20,000,000.00**
39383	COMM	313370E38	FEDERAL HOME	Redemption	06/12/2020	FHLB NOTES		10,000,000.00		**10,000,000.00**
39393	COMM	313370E38	FEDERAL HOME	Redemption	06/12/2020	FHLB NOTES		23,295,000.00		**23,295,000.00**
40329	COMM	71708EFC4	PFIZER DISC NOTE	Redemption	06/12/2020	PFIZER		25,000,000.00		**25,000,000.00**
36877	COMM	3133834H1	FEDERAL HOME	Interest	06/12/2020	FHLB NOTES			103,125.00	**103,125.00**
37037	COMM	3133834H1	FEDERAL HOME	Interest	06/12/2020	FHLB NOTES			68,750.00	**68,750.00**
37058	COMM	313383HU8	FHLB 1.75% MAT	Interest	06/12/2020	FHLB NOTES			131,250.00	**131,250.00**
38247	COMM	313383HU8	FHLB 1.75% MAT	Interest	06/12/2020	FHLB NOTES			218,750.00	**218,750.00**
38978	COMM	313370E38	FEDERAL HOME	Interest	06/12/2020	FHLB NOTES			337,500.00	**337,500.00**
39383	COMM	313370E38	FEDERAL HOME	Interest	06/12/2020	FHLB NOTES			168,750.00	**168,750.00**
39393	COMM	313370E38	FEDERAL HOME	Interest	06/12/2020	FHLB NOTES			393,103.13	**393,103.13**
40146	COMM	45905U5S9	IBRD 2.% MAT	Interest	06/12/2020	INTL BANK RECON &			250,000.00	**250,000.00**
		Totals for 06/12/2020						**143,295,000.00**	**1,671,228.13**	**144,966,228.13**
40461	COMM	SYS40461	DGCXX 0.%	Purchase	06/15/2020	Dreyfus Government	200,000,000.00			**-200,000,000.00**
38796	COMM	3134GSMY8	FEDERAL HOME LN	Redemption	06/15/2020	FHLMC NOTES		15,000,000.00		**15,000,000.00**
37849	COMM	3134GBRR5	FHLMC 1.8% MAT	Interest	06/15/2020	FHLMC NOTES			180,000.00	**180,000.00**
38076	COMM	931142EA7	WAL-MART STORES	Interest	06/15/2020	WALMART			66,500.00	**66,500.00**
38796	COMM	3134GSMY8	FEDERAL HOME LN	Interest	06/15/2020	FHLMC NOTES			206,250.00	**206,250.00**
39527	COMM	92826CAC6	VISA INC, SR GLBL	Interest	06/15/2020	VISA			156,184.00	**156,184.00**
39917	COMM	92826CAB8	VISA INC, SR GLBL	Interest	06/15/2020	VISA			78,485.00	**78,485.00**
40162	COMM	3133ELDK7	FEDERAL FARM CR	Interest	06/15/2020	FFCB NOTES			202,618.00	**202,618.00**

Investment #	Fund	CUSIP	Inv Descrip	TransactionType	TransactionDate	Issuer	New Principal	Principal Paydowns	Interest	Total Cash
40163	COMM	3133ELDK7	FEDERAL FARM CR	Interest	06/15/2020	FFCB NOTES			202,618.00	**202,618.00**
40164	COMM	3133ELDK7	FEDERAL FARM CR	Interest	06/15/2020	FFCB NOTES			202,618.00	**202,618.00**
40315	COMM	931142DV2	WALMART INC, SR	Interest	06/15/2020	WALMART			370,668.75	**370,668.75**
40315	COMM	931142DV2	WALMART INC, SR	Accr Int	06/15/2020	WALMART		107,082.08	-107,082.08	**0.00**
37976	COMM	43811BAC8	HAROT 1.68% MAT	Interest	06/15/2020	HONDA AUTO			8,056.55	**8,056.55**
37976	COMM	43811BAC8	HAROT 1.68% MAT	Redemption	06/15/2020	HONDA AUTO		1,020,202.65		**1,020,202.65**
38137	COMM	89238KAD4	TAOT 1.93% MAT	Interest	06/15/2020	TOYOTA AUTO REC			18,734.42	**18,734.42**
38137	COMM	89238KAD4	TAOT 1.93% MAT	Redemption	06/15/2020	TOYOTA AUTO REC		1,298,902.87		**1,298,902.87**
38475	COMM	65478DAD9	NALT 2.65% MAT	Interest	06/15/2020	NISSAN AUTO			26,285.91	**26,285.91**
38475	COMM	65478DAD9	NALT 2.65% MAT	Redemption	06/15/2020	NISSAN AUTO		1,101,989.57		**1,101,989.57**
38476	COMM	47788CAC6	JDOT 2.66% MAT	Interest	06/15/2020	JOHN DEERE			9,019.23	**9,019.23**
38476	COMM	47788CAC6	JDOT 2.66% MAT	Redemption	06/15/2020	JOHN DEERE		391,391.57		**391,391.57**
38708	COMM	161571HN7	CHAIT 2.1227% MAT	Interest	06/15/2020	CHASE ISSUANCE			12,222.88	**12,222.88**
38708	COMM	161571HN7	CHAIT 2.1227% MAT	Redemption	06/15/2020	CHASE ISSUANCE		1,166,230.00		**1,166,230.00**
38958	COMM	89231PAD0	TAOT 3.18% MAT	Interest	06/15/2020	TOYOTA AUTO REC			26,500.00	**26,500.00**
38958	COMM	89231PAD0	TAOT 3.18% MAT	Redemption	06/15/2020	TOYOTA AUTO REC		312,712.99		**312,712.99**
39013	COMM	43815AAC6	HAROT 3.16% MAT	Interest	06/15/2020	HONDA AUTO			57,274.99	**57,274.99**
39013	COMM	43815AAC6	HAROT 3.16% MAT	Redemption	06/15/2020	HONDA AUTO		699,698.70		**699,698.70**
39062	COMM	05522RCZ9	BACCT 3.% MAT	Interest	06/15/2020	BANK OF AMERICA			50,350.00	**50,350.00**
39062	COMM	05522RCZ9	BACCT 3.% MAT	Redemption	06/15/2020	BANK OF AMERICA		559,997.53		**559,997.53**
39082	COMM	05522RDA3	BACCT 3.1% MAT	Interest	06/15/2020	BANK OF AMERICA			38,750.00	**38,750.00**
39082	COMM	05522RDA3	BACCT 3.1% MAT	Redemption	06/15/2020	BANK OF AMERICA		382,645.50		**382,645.50**
39190	COMM	58772TAC4	MBALT 3.1% MAT	Interest	06/15/2020	MERCEDES-BENZ			25,833.33	**25,833.33**
39190	COMM	58772TAC4	MBALT 3.1% MAT	Redemption	06/15/2020	MERCEDES-BENZ		570,659.80		**570,659.80**
39220	COMM	05522RCY2	BACCT 2.7% MAT	Interest	06/15/2020	BANK OF AMERICA			56,250.00	**56,250.00**
39220	COMM	05522RCY2	BACCT 2.7% MAT	Redemption	06/15/2020	BANK OF AMERICA		724,737.89		**724,737.89**
39320	COMM	05522RCY2	BACCT 2.7% MAT	Interest	06/15/2020	BANK OF AMERICA			45,000.00	**45,000.00**
39320	COMM	05522RCY2	BACCT 2.7% MAT	Redemption	06/15/2020	BANK OF AMERICA		580,902.90		**580,902.90**
39578	COMM	65479HAC1	NAROT 2.5% MAT	Interest	06/15/2020	Nissan Auto Receivab			41,666.66	**41,666.66**
39578	COMM	65479HAC1	NAROT 2.5% MAT	Redemption	06/15/2020	Nissan Auto Receivab		498,901.79		**498,901.79**
39586	COMM	14042WAC4	COPAR 2.51% MAT	Interest	06/15/2020	Capital One Prime Au			18,825.00	**18,825.00**
39586	COMM	14042WAC4	COPAR 2.51% MAT	Redemption	06/15/2020	Capital One Prime Au		224,475.65		**224,475.65**
39706	COMM	477870AC3	JDOT 2.21% MAT	Interest	06/15/2020	JOHN DEERE			16,114.59	**16,114.59**
39706	COMM	477870AC3	JDOT 2.21% MAT	Redemption	06/15/2020	JOHN DEERE		210,069.54		**210,069.54**
39777	COMM	43815NAC8	HAROT 1.78% MAT	Interest	06/15/2020	HONDA AUTO			10,754.16	**10,754.16**
39777	COMM	43815NAC8	HAROT 1.78% MAT	Redemption	06/15/2020	HONDA AUTO		192,599.95		**192,599.95**
39811	COMM	14041NFU0	COMET 1.72% MAT	Interest	06/15/2020	Capital One Multi Ex			50,166.66	**50,166.66**
39811	COMM	14041NFU0	COMET 1.72% MAT	Redemption	06/15/2020	Capital One Multi Ex		713,745.37		**713,745.37**
39883	COMM	58769TAD7	MBART 1.93% MAT	Interest	06/15/2020	MERCEDES -BENZ			43,650.01	**43,650.01**
39883	COMM	58769TAD7	MBART 1.93% MAT	Redemption	06/15/2020	MERCEDES -BENZ		605,881.91		**605,881.91**

Investment #	Fund	CUSIP	Inv Descrip	TransactionType	TransactionDate	Issuer	New Principal	Principal Paydowns	Interest	Total Cash
40017	COMM	44891JAC2	HART 1.94% MAT	Interest	06/15/2020	HYUNDAI AUTO			18,995.84	**18,995.84**
40017	COMM	44891JAC2	HART 1.94% MAT	Redemption	06/15/2020	HYUNDAI AUTO		265,428.28		**265,428.28**
40038	COMM	89233MAD5	TAOT 1.92% MAT	Interest	06/15/2020	TOYOTA AUTO REC			31,200.00	**31,200.00**
40038	COMM	89233MAD5	TAOT 1.92% MAT	Redemption	06/15/2020	TOYOTA AUTO REC		450,481.21		**450,481.21**
40062	COMM	58769QAC5	MBALT 2.% MAT	Interest	06/15/2020	MERCEDES-BENZ			16,666.67	**16,666.67**
40062	COMM	58769QAC5	MBALT 2.% MAT	Redemption	06/15/2020	MERCEDES-BENZ		348,139.91		**348,139.91**
40134	COMM	02007TAC9	ALLY 1.84% MAT	Interest	06/15/2020	ALLY Auto			19,933.33	**19,933.33**
40134	COMM	02007TAC9	ALLY 1.84% MAT	Redemption	06/15/2020	ALLY Auto		265,285.06		**265,285.06**
40294	COMM	41284UAD6	HDMOT 1.87% MAT	Interest	06/15/2020	Harley-Davidson Moto			15,583.33	**15,583.33**
40294	COMM	41284UAD6	HDMOT 1.87% MAT	Redemption	06/15/2020	Harley-Davidson Moto		189,320.54		**189,320.54**
40336	COMM	161571HP2	CHAIT 1.53% MAT	Interest	06/15/2020	CHASE ISSUANCE			34,425.00	**34,425.00**
40336	COMM	161571HP2	CHAIT 1.53% MAT	Redemption	06/15/2020	CHASE ISSUANCE		483,086.54		**483,086.54**
40340	COMM	14043MAC5	COPAR 1.6% MAT	Interest	06/15/2020	Capital One Prime Au			33,333.25	**33,333.25**
40340	COMM	14043MAC5	COPAR 1.6% MAT	Redemption	06/15/2020	Capital One Prime Au		463,135.36		**463,135.36**
40392	COMM	58770FAC6	MBALT 1.84% MAT	Interest	06/15/2020	MERCEDES-BENZ			45,999.99	**45,999.99**
40392	COMM	58770FAC6	MBALT 1.84% MAT	Redemption	06/15/2020	MERCEDES-BENZ		966,427.70		**966,427.70**
40410	COMM	58770FAC6	MBALT 1.84% MAT	Interest	06/15/2020	MERCEDES-BENZ			9,200.00	**9,200.00**
40410	COMM	58770FAC6	MBALT 1.84% MAT	Redemption	06/15/2020	MERCEDES-BENZ		190,602.92		**190,602.92**
40411	COMM	254683CH6	DCENT 3.32% MAT	Interest	06/15/2020	Discover Card Execut			41,500.01	**41,500.01**
40411	COMM	254683CH6	DCENT 3.32% MAT	Redemption	06/15/2020	Discover Card Execut		356,682.06		**356,682.06**
		Totals for 06/15/2020					**200,000,000.00**	**30,341,417.84**	**2,381,151.48**	**-167,277,430.68**
37590	COMM	SYS37590	JPM TE 0.44%	Purchase	06/16/2020	JP MORGAN US	200,000,000.00			**-200,000,000.00**
40461	COMM	SYS40461	DGCXX 0.%	Purchase	06/16/2020	Dreyfus Government	150,000,000.00			**-150,000,000.00**
40257	COMM	78012USR7	RBCNY 1.79963%	Interest	06/16/2020	Royal Bank of			12,571.90	**12,571.90**
		Totals for 06/16/2020					**350,000,000.00**		**12,571.90**	**-349,987,428.10**
40510	COMM	3133ELL93	FEDERAL FARM CR	Purchase	06/17/2020	FFCB NOTES	15,000,000.00			**-15,000,000.00**
40513	COMM	3133ELE42	FFCB 0.8% MAT	Purchase	06/17/2020	FFCB NOTES	19,996,666.67			**-19,996,666.67**
40511	COMM	3136AXVB8	FNMAM 2.646% MAT	Purchase	06/17/2020	FNMA Multi-Family	18,015,014.49			**-18,015,014.49**
40512	COMM	36259PAD8	GMALT 0.8% MAT	Purchase	06/17/2020	GM Fin'cl Auto Leasi	1,499,805.75			**-1,499,805.75**
40375	COMM	3133ELSU9	FEDERAL FARM CR	Redemption	06/17/2020	FFCB NOTES		15,756,060.00		**15,756,060.00**
40375	COMM	3133ELSU9	FEDERAL FARM CR	Cap G/L	06/17/2020	FFCB NOTES		3,940.00		**3,940.00**
40389	COMM	3133ELTE4	FEDERAL FARM CR	Redemption	06/17/2020	FFCB NOTES		23,000,000.00		**23,000,000.00**
39075	COMM	3133EJ3B3	FEDERAL FARM CR	Interest	06/17/2020	FFCB NOTES			140,000.00	**140,000.00**
39108	COMM	3133EJ3B3	FEDERAL FARM CR	Interest	06/17/2020	FFCB NOTES			60,200.00	**60,200.00**
40375	COMM	3133ELSU9	FEDERAL FARM CR	Interest	06/17/2020	FFCB NOTES			51,986.11	**51,986.11**
40389	COMM	3133ELTE4	FEDERAL FARM CR	Interest	06/17/2020	FFCB NOTES			70,150.00	**70,150.00**
		Totals for 06/17/2020					**54,511,486.91**	**38,760,000.00**	**322,336.11**	**-15,429,150.80**
38738	COMM	43814UAG4	HAROT 3.01% MAT	Interest	06/18/2020	HONDA AUTO			24,542.42	**24,542.42**
38738	COMM	43814UAG4	HAROT 3.01% MAT	Redemption	06/18/2020	HONDA AUTO		791,432.04		**791,432.04**

Investment #	Fund	CUSIP	Inv Descrip	TransactionType	TransactionDate	Issuer	New Principal	Principal Paydowns	Interest	Total Cash
39269	COMM	43814WAC9	HAROT 2.83% MAT	Interest	06/18/2020	HONDA AUTO			32,427.08	**32,427.08**
39269	COMM	43814WAC9	HAROT 2.83% MAT	Redemption	06/18/2020	HONDA AUTO		413,512.77		**413,512.77**
		Totals for 06/18/2020						**1,204,944.81**	**56,969.50**	**1,261,914.31**
40514	COMM	3135G04Z3	FNMA 0.5% MAT	Purchase	06/19/2020	FNMA NOTES	19,958,600.00			**-19,958,600.00**
40147	COMM	459052YH3	WBDN ZERO CPN	Redemption	06/19/2020	World Bank Discount		50,000,000.00		**50,000,000.00**
40153	COMM	459052YH3	WBDN ZERO CPN	Redemption	06/19/2020	World Bank Discount		25,000,000.00		**25,000,000.00**
		Totals for 06/19/2020					**19,958,600.00**	**75,000,000.00**		**55,041,400.00**
37861	COMM	3134GBRU8	FEDERAL HOME LN	Redemption	06/22/2020	FHLMC NOTES		30,000,000.00		**30,000,000.00**
37861	COMM	3134GBRU8	FEDERAL HOME LN	Interest	06/22/2020	FHLMC NOTES			243,750.00	**243,750.00**
37880	COMM	3134GBSM5	FEDERAL HOME LN	Interest	06/22/2020	FHLMC NOTES			46,325.00	**46,325.00**
37894	COMM	3134GBSW3	FEDERAL HOME LN	Interest	06/22/2020	FHLMC NOTES			43,750.00	**43,750.00**
38718	COMM	3133EJPX1	FEDERAL FARM CR	Interest	06/22/2020	FFCB NOTES			71,875.00	**71,875.00**
39628	COMM	3133EKRP3	FEDERAL FARM CR	Interest	06/22/2020	FFCB NOTES			166,500.00	**166,500.00**
39629	COMM	3133EKRP3	FEDERAL FARM CR	Interest	06/22/2020	FFCB NOTES			111,000.00	**111,000.00**
37615	COMM	43814TAC6	HAROT 1.72% MAT	Interest	06/22/2020	HONDA AUTO			2,495.91	**2,495.91**
37615	COMM	43814TAC6	HAROT 1.72% MAT	Redemption	06/22/2020	HONDA AUTO		476,882.97		**476,882.97**
39327	COMM	05586VAD4	BMWLT 3.38% MAT	Interest	06/22/2020	BMW VEHICLE			18,250.00	**18,250.00**
39327	COMM	05586VAD4	BMWLT 3.38% MAT	Redemption	06/22/2020	BMW VEHICLE		277,476.50		**277,476.50**
39582	COMM	43815MAC0	HAROT 2.52% MAT	Interest	06/22/2020	HONDA AUTO			35,700.00	**35,700.00**
39582	COMM	43815MAC0	HAROT 2.52% MAT	Redemption	06/22/2020	HONDA AUTO		478,614.48		**478,614.48**
39612	COMM	92349GAA9	VERIZON OWNER	Interest	06/22/2020	VERIZON OWNER			67,958.35	**67,958.35**
39612	COMM	92349GAA9	VERIZON OWNER	Redemption	06/22/2020	VERIZON OWNER		844,553.56		**844,553.56**
39913	COMM	92867XAD8	VWALT 1.99% MAT	Interest	06/22/2020	Volkswagen Auto			17,412.50	**17,412.50**
39913	COMM	92867XAD8	VWALT 1.99% MAT	Redemption	06/22/2020	Volkswagen Auto		344,013.27		**344,013.27**
39920	COMM	92348AAA3	VZOT 1.94% MAT	Interest	06/22/2020	VERIZON OWNER			38,800.01	**38,800.01**
39920	COMM	92348AAA3	VZOT 1.94% MAT	Redemption	06/22/2020	VERIZON OWNER		523,432.42		**523,432.42**
40341	COMM	36259KAD9	GMALT 1.67% MAT	Interest	06/22/2020	GM Fin'cl Auto Leasi			6,958.34	**6,958.34**
40341	COMM	36259KAD9	GMALT 1.67% MAT	Redemption	06/22/2020	GM Fin'cl Auto Leasi		161,173.78		**161,173.78**
40346	COMM	43813RAC1	HAROT 1.61% MAT	Interest	06/22/2020	HONDA AUTO			22,137.51	**22,137.51**
40346	COMM	43813RAC1	HAROT 1.61% MAT	Redemption	06/22/2020	HONDA AUTO		351,090.75		**351,090.75**
40416	COMM	92868LAD3	VALET 3.02% MAT	Interest	06/22/2020	VOLKSWAGEN			50,333.34	**50,333.34**
40416	COMM	92868LAD3	VALET 3.02% MAT	Redemption	06/22/2020	VOLKSWAGEN		694,173.46		**694,173.46**
		Totals for 06/22/2020						**34,151,411.19**	**943,245.96**	**35,094,657.15**
40515	COMM	58769VAC4	MBART 0.55% MAT	Purchase	06/23/2020	MERCEDES -BENZ	4,999,609.50			**-4,999,609.50**
38826	COMM	931142EG4	WALMART INC, SR	Redemption	06/23/2020	WALMART		40,000,000.00		**40,000,000.00**
39672	COMM	931142EG4	WALMART INC, SR	Redemption	06/23/2020	WALMART		7,532,000.00		**7,532,000.00**
38826	COMM	931142EG4	WALMART INC, SR	Interest	06/23/2020	WALMART			570,000.00	**570,000.00**
39672	COMM	931142EG4	WALMART INC, SR	Interest	06/23/2020	WALMART			107,331.00	**107,331.00**

Investment #	Fund	CUSIP	Inv Descrip	TransactionType	TransactionDate	Issuer	New Principal	Principal Paydowns	Interest	Total Cash
		Totals for 06/23/2020					**4,999,609.50**	**47,532,000.00**	**677,331.00**	**43,209,721.50**
40517	COMM	3138L0RM5A	FNMAM 2.135% MAT	Purchase	06/24/2020	FNMA Multi-Family	926,016.25			**-926,016.25**
40516	COMM	63763PGE3	NSCCPP DISC NOTE	Purchase	06/24/2020	NATL SEC	39,996,666.67			**-39,996,666.67**
		Totals for 06/24/2020					**40,922,682.92**			**-40,922,682.92**
40420	COMM	3130AJF46	FEDERAL HOME	Redemption	06/25/2020	FHLB NOTES		15,000,000.00		**15,000,000.00**
40420	COMM	3130AJF46	FEDERAL HOME	Interest	06/25/2020	FHLB NOTES			46,875.00	**46,875.00**
38387	COMM	3137AYCE9		Interest	06/25/2020	FHLMC Multi-Family			44,700.00	**44,700.00**
38387	COMM	3137AYCE9		Redemption	06/25/2020	FHLMC Multi-Family		750,699.36		**750,699.36**
38391	COMM	3137AYCE9		Interest	06/25/2020	FHLMC Multi-Family			16,762.50	**16,762.50**
38391	COMM	3137AYCE9		Redemption	06/25/2020	FHLMC Multi-Family		281,370.85		**281,370.85**
38412	COMM	09659QAD9	BMWOT 2.35% MAT	Interest	06/25/2020	BMW VEHICLE			31,913.73	**31,913.73**
38412	COMM	09659QAD9	BMWOT 2.35% MAT	Redemption	06/25/2020	BMW VEHICLE		1,852,165.28		**1,852,165.28**
38465	COMM	3137AWQH1	FHLMCM 2.307%	Interest	06/25/2020	FHLMC Multi-Family			10,727.55	**10,727.55**
38465	COMM	3137AWQH1	FHLMCM 2.307%	Redemption	06/25/2020	FHLMC Multi-Family		217,111.74		**217,111.74**
38477	COMM	3138LAYM5	FHLMCM 2.55% MAT	Interest	06/25/2020	FNMA Multi-Family			7,560.21	**7,560.21**
38477	COMM	3138LAYM5	FHLMCM 2.55% MAT	Redemption	06/25/2020	FNMA Multi-Family		5,832.04		**5,832.04**
38643	COMM	3137B36J2	FHLMCM 3.32% MAT	Interest	06/25/2020	FHLMC Multi-Family			55,333.34	**55,333.34**
38643	COMM	3137B36J2	FHLMCM 3.32% MAT	Redemption	06/25/2020	FHLMC Multi-Family		673,212.05		**673,212.05**
38664	COMM	3136B1XP4	FNMAM 3.56% MAT	Interest	06/25/2020	FNMA Multi-Family			7,557.23	**7,557.23**
38664	COMM	3136B1XP4	FNMAM 3.56% MAT	Redemption	06/25/2020	FNMA Multi-Family		56,558.03		**56,558.03**
38665	COMM	3136B1XP4	FNMAM 3.56% MAT	Interest	06/25/2020	FNMA Multi-Family			7,557.23	**7,557.23**
38665	COMM	3136B1XP4	FNMAM 3.56% MAT	Redemption	06/25/2020	FNMA Multi-Family		56,558.03		**56,558.03**
38666	COMM	3137AYCE9		Interest	06/25/2020	FHLMC Multi-Family			26,250.08	**26,250.08**
38666	COMM	3137AYCE9		Redemption	06/25/2020	FHLMC Multi-Family		432,630.27		**432,630.27**
38744	COMM	3137AYCE9		Interest	06/25/2020	FHLMC Multi-Family			44,700.00	**44,700.00**
38744	COMM	3137AYCE9		Redemption	06/25/2020	FHLMC Multi-Family		736,967.31		**736,967.31**
38854	COMM	3137B4WB8	FHLMCM 3.06% MAT	Interest	06/25/2020	FHLMC Multi-Family			12,176.25	**12,176.25**
38854	COMM	3137B4WB8	FHLMCM 3.06% MAT	Redemption	06/25/2020	FHLMC Multi-Family		140,365.10		**140,365.10**
38864	COMM	3137B5JM6	FHLMCM 3.531%	Interest	06/25/2020	FHLMC Multi-Family			29,425.00	**29,425.00**
38864	COMM	3137B5JM6	FHLMCM 3.531%	Redemption	06/25/2020	FHLMC Multi-Family		296,516.14		**296,516.14**
38945	COMM	3137B3NA2	FHLMC REMIC	Interest	06/25/2020	FHLMC Multi-Family			28,723.99	**28,723.99**
38945	COMM	3137B3NA2	FHLMC REMIC	Redemption	06/25/2020	FHLMC Multi-Family		333,975.98		**333,975.98**
39026	COMM	3137B5KW2	FHLMCM 3.458%	Interest	06/25/2020	FHLMC Multi-Family			28,816.67	**28,816.67**
39026	COMM	3137B5KW2	FHLMCM 3.458%	Redemption	06/25/2020	FHLMC Multi-Family		289,083.90		**289,083.90**
39150	COMM	31381TYT1	FNMAM 2.75% MAT	Interest	06/25/2020	FNMA Multi-Family			68,924.48	**68,924.48**
39150	COMM	31381TYT1	FNMAM 2.75% MAT	Redemption	06/25/2020	FNMA Multi-Family		63,395.48		**63,395.48**
39158	COMM	31381RZ23	FNMAM 3.84% MAT	Interest	06/25/2020	FNMA Multi-Family			46,789.78	**46,789.78**
39158	COMM	31381RZ23	FNMAM 3.84% MAT	Redemption	06/25/2020	FNMA Multi-Family		27,136.23		**27,136.23**
39218	COMM	31381RLL6	FNMAM 3.84% MAT	Interest	06/25/2020	FNMA Multi-Family			38,332.89	**38,332.89**

Investment #	Fund	CUSIP	Inv Descrip	TransactionType	TransactionDate	Issuer	New Principal	Principal Paydowns	Interest	Total Cash
39218	COMM	31381RLL6	FNMAM 3.84% MAT	Redemption	06/25/2020	FNMA Multi-Family		20,592.13		**20,592.13**
39219	COMM	31381RLL6	FNMAM 3.84% MAT	Interest	06/25/2020	FNMA Multi-Family			6,398.64	**6,398.64**
39219	COMM	31381RLL6	FNMAM 3.84% MAT	Redemption	06/25/2020	FNMA Multi-Family		3,437.30		**3,437.30**
39295	COMM	3137B04Y7	FHLMCM 2.615%	Interest	06/25/2020	FHLMC Multi-Family			58,837.51	**58,837.51**
39295	COMM	3137B04Y7	FHLMCM 2.615%	Redemption	06/25/2020	FHLMC Multi-Family		916,423.70		**916,423.70**
39319	COMM	3138LGKH8	FNMAM 2.47% MAT	Interest	06/25/2020	FNMA Multi-Family			53,173.61	**53,173.61**
39319	COMM	3138LGKH8	FNMAM 2.47% MAT	Redemption	06/25/2020	FNMA Multi-Family		658,749.26		**658,749.26**
39457	COMM	3138EKX67	FNMAM 2.537% MAT	Interest	06/25/2020	FNMA Multi-Family			22,899.63	**22,899.63**
39457	COMM	3138EKX67	FNMAM 2.537% MAT	Redemption	06/25/2020	FNMA Multi-Family		23,125.09		**23,125.09**
39587	COMM	3138LEYD7	FNMAM 1.97% MAT	Interest	06/25/2020	FNMA Multi-Family			31,511.72	**31,511.72**
39587	COMM	3138LEYD7	FNMAM 1.97% MAT	Redemption	06/25/2020	FNMA Multi-Family		30,853.27		**30,853.27**
39609	COMM	3138LGFF8	FNMAM 2.15% MAT	Interest	06/25/2020	FNMA Multi-Family			9,256.94	**9,256.94**
39609	COMM	3138LGFF8	FNMAM 2.15% MAT	Redemption	06/25/2020	FNMA Multi-Family		133,850.77		**133,850.77**
39632	COMM	3138L2BU0	FNMAM 2.31% MAT	Interest	06/25/2020	FNMA Multi-Family			13,353.09	**13,353.09**
39632	COMM	3138L2BU0	FNMAM 2.31% MAT	Redemption	06/25/2020	FNMA Multi-Family		13,026.15		**13,026.15**
39654	COMM	3137BP4J5	FNMAM 2.446% MAT	Interest	06/25/2020	FHLMC Multi-Family			42,021.38	**42,021.38**
39654	COMM	3137BP4J5	FNMAM 2.446% MAT	Redemption	06/25/2020	FHLMC Multi-Family		248,694.72		**248,694.72**
39734	COMM	3138L0U90	FNMAM 2.59% MAT	Interest	06/25/2020	FNMA Multi-Family			11,151.39	**11,151.39**
39734	COMM	3138L0U90	FNMAM 2.59% MAT	Redemption	06/25/2020	FNMA Multi-Family		201,653.02		**201,653.02**
39735	COMM	31381VBJ3	FNMAM 2.83% MAT	Interest	06/25/2020	FNMA Multi-Family			12,136.67	**12,136.67**
39735	COMM	31381VBJ3	FNMAM 2.83% MAT	Redemption	06/25/2020	FNMA Multi-Family		12,018.12		**12,018.12**
39844	COMM	3138L0RM5	FNMAM 2.135% MAT	Interest	06/25/2020	FNMA Multi-Family			16,027.93	**16,027.93**
39844	COMM	3138L0RM5	FNMAM 2.135% MAT	Redemption	06/25/2020	FNMA Multi-Family		20,892.56		**20,892.56**
39861	COMM	05588CAC6	BMWOT 1.92% MAT	Interest	06/25/2020	BMW VEHICLE			27,600.00	**27,600.00**
39861	COMM	05588CAC6	BMWOT 1.92% MAT	Redemption	06/25/2020	BMW VEHICLE		404,184.59		**404,184.59**
40056	COMM	3136A9MN5	FNMAM 2.301% MAT	Interest	06/25/2020	FNMA Multi-Family			26,313.38	**26,313.38**
40056	COMM	3136A9MN5	FNMAM 2.301% MAT	Redemption	06/25/2020	FNMA Multi-Family		722,645.83		**722,645.83**
40293	COMM	3138L0RC7	FNMAM 2.35% MAT	Interest	06/25/2020	FNMA Multi-Family			13,537.88	**13,537.88**
40293	COMM	3138L0RC7	FNMAM 2.35% MAT	Redemption	06/25/2020	FNMA Multi-Family		13,206.23		**13,206.23**
40385	COMM	3137BUWM6	FHLMCM 2.932%	Interest	06/25/2020	FHLMC Multi-Family			36,077.70	**36,077.70**
40385	COMM	3137BUWM6	FHLMCM 2.932%	Redemption	06/25/2020	FHLMC Multi-Family		20,969.64		**20,969.64**
40390	COMM	3137BHCY1	FHLMCM 2.811%	Interest	06/25/2020	FHLMC Multi-Family			24,807.08	**24,807.08**
40390	COMM	3137BHCY1	FHLMCM 2.811%	Redemption	06/25/2020	FHLMC Multi-Family		243,370.77		**243,370.77**
		Totals for 06/25/2020						**24,901,270.94**	**958,230.48**	**25,859,501.42**
39649	COMM	3134GTXX6	FEDERAL HOME LN	Redemption	06/26/2020	FHLMC NOTES		25,000,000.00		**25,000,000.00**
39857	COMM	89116EFS7	TDHUSA ZERO CPN	Redemption	06/26/2020	TORONTO		40,000,000.00		**40,000,000.00**
39973	COMM	46640PFS7	JPMSCC ZERO CPN	Redemption	06/26/2020	JP Morgan Securities		50,000,000.00		**50,000,000.00**
39986	COMM	05586FKT3	BNP P 1.86% MAT	Redemption	06/26/2020	BNP PARIBAS NY		50,000,000.00		**50,000,000.00**
40082	COMM	7426M2FS5	PEFCO ZERO CPN	Redemption	06/26/2020	PRIVATE EXPORT		25,000,000.00		**25,000,000.00**
40090	COMM	06367BBQ1	BMOCHI 1.83% MAT	Redemption	06/26/2020	BANK OF		50,000,000.00		**50,000,000.00**

Investment #	Fund	CUSIP	Inv Descrip	TransactionType	TransactionDate	Issuer	New Principal	Principal Paydowns	Interest	Total Cash
40366	COMM	45920FFS2	IBM DISC NOTE MAT	Redemption	06/26/2020	IBM		50,000,000.00		**50,000,000.00**
40371	COMM	45920FFS2	IBM DISC NOTE MAT	Redemption	06/26/2020	IBM		25,000,000.00		**25,000,000.00**
40382	COMM	58934AFS0	MERCK DISC NOTE	Redemption	06/26/2020	MERCK & CO		40,000,000.00		**40,000,000.00**
39639	COMM	3133EKSN7	FFCB 1.77% MAT	Interest	06/26/2020	FFCB NOTES			88,500.00	**88,500.00**
39649	COMM	3134GTXX6	FEDERAL HOME LN	Interest	06/26/2020	FHLMC NOTES			262,500.00	**262,500.00**
39986	COMM	05586FKT3	BNP P 1.86% MAT	Interest	06/26/2020	BNP PARIBAS NY			622,583.33	**622,583.33**
39996	COMM	931142EK5	WALMART INC, SR	Interest	06/26/2020	WALMART			170,000.00	**170,000.00**
40090	COMM	06367BBQ1	BMOCHI 1.83% MAT	Interest	06/26/2020	BANK OF			521,041.67	**521,041.67**
		Totals for 06/26/2020						**355,000,000.00**	**1,664,625.00**	**356,664,625.00**
40518	COMM	63763PGH6	NSCCPP DISC NOTE	Purchase	06/29/2020	NATL SEC	24,998,000.00			**-24,998,000.00**
38334	COMM	3134GSAC9	FEDERAL HOME LN	Interest	06/29/2020	FHLMC NOTES			102,500.00	**102,500.00**
		Totals for 06/29/2020					**24,998,000.00**		**102,500.00**	**-24,895,500.00**
40519	COMM	3134GVT73	FEDERAL HOME LN	Purchase	06/30/2020	FHLMC NOTES	15,000,000.00			**-15,000,000.00**
40520	COMM	3136G4WH2	FEDERAL NATL MTG	Purchase	06/30/2020	FNMA NOTES	20,000,000.00			**-20,000,000.00**
40521	COMM	3136G4XU2	FEDERAL NATL MTG	Purchase	06/30/2020	FNMA NOTES	20,000,000.00			**-20,000,000.00**
40522	COMM	3136G4XZ1	FEDERAL NATL MTG	Purchase	06/30/2020	FNMA NOTES	15,000,000.00			**-15,000,000.00**
40523	COMM	3136G4XZ1	FEDERAL NATL MTG	Purchase	06/30/2020	FNMA NOTES	5,000,000.00			**-5,000,000.00**
40524	COMM	3136G4YF4	FEDERAL NATL MTG	Purchase	06/30/2020	FNMA NOTES	10,000,000.00			**-10,000,000.00**
40186	COMM	7426M2FW6	PEFCO ZERO CPN	Redemption	06/30/2020	PRIVATE EXPORT		15,000,000.00		**15,000,000.00**
40155	COMM	9128286Z8	UNITED STATES	Interest	06/30/2020	U.S. TREASURY			262,500.00	**262,500.00**
40207	COMM	3134GUH78	FEDERAL HOME LN	Interest	06/30/2020	FHLMC NOTES			150,000.00	**150,000.00**
40208	COMM	3134GUH78	FEDERAL HOME LN	Interest	06/30/2020	FHLMC NOTES			200,000.00	**200,000.00**
		Totals for 06/30/2020					**85,000,000.00**	**15,000,000.00**	**612,500.00**	**-69,387,500.00**
		Grand Total					**7,477,371,743.5**	**7,057,823,771.8**	**29,428,106.11**	**-390,119,865.65**